


South Carolina and Europe



Employment within South Carolina, 2018

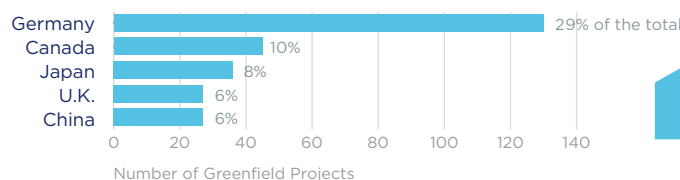
Country	Employment
Germany	35,300
France	26,200
Canada	18,000
Japan	16,300
United Kingdom	12,900

On a country basis, German companies operating in South Carolina represented 22% of total foreign affiliate employment in South Carolina, with German multinationals supporting approximately 16,000 more jobs in 2018 than in 2010.

Jobs directly supported by European investment. Total European-related jobs are likely to be higher, because these figures do not include jobs created by trade flows, indirect employment effects through distributors or suppliers, or via non-equity arrangements such as strategic alliances, joint ventures, or other deals.



Sources of Greenfield Foreign Direct Investment (FDI)



Number of projects does not directly translate to value of projects or jobs added. Greenfield FDI is investment in new assets.



South Carolina Goods Exports to Europe, 2019

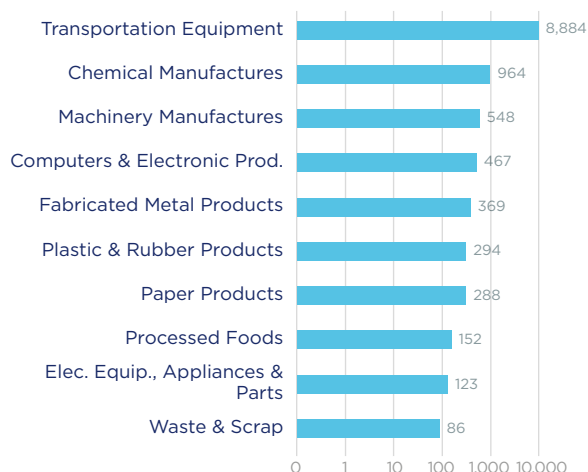
\$12.5 bn

71% of the state's exports consist of transportation equipment, reflecting the state's deep linkages with European auto manufacturers.

Top European Export Markets, 2019

Country	Exports (\$ millions)
Germany	4,488
United Kingdom	2,069
Belgium	1,286
Netherlands	1,051
Spain	809

Top Ten Exports to Europe, 2019 (\$ millions)



South Carolina Goods Imports from Europe, 2019

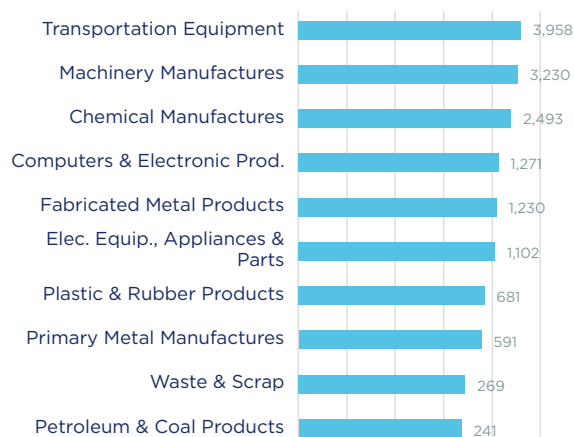
\$16.8 bn

Transportation equipment was also the top imported product from Europe, making up 24% of the state's total European imports.

Top European Import Markets, 2019

Country	Imports (\$ millions)
Germany	6,835
United Kingdom	1,248
France	972
Austria	950
Italy	834

Top Ten Imports from Europe, 2019 (\$ millions)



Sources: Bureau of Economic Analysis; U.S. Census Bureau; U.S. Department of Commerce; SelectUSA.