

Slovenia and the United States

United States in Slovenia

4,827



Slovenia in the United States

<50

Jobs directly supported by majority-owned affiliates. Estimates for 2020. Total U.S.-related jobs are likely to be higher, because these figures do not include jobs created by trade flows, indirect employment effects through distributors or suppliers, or via non-equity arrangements such as strategic alliances, joint ventures, or other deals.

\$265 m

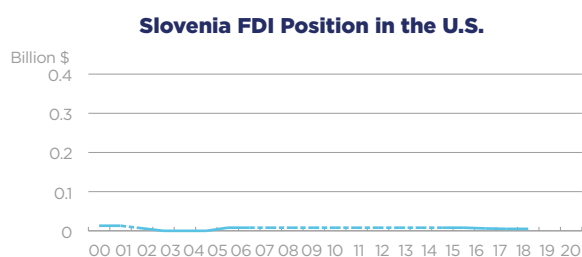
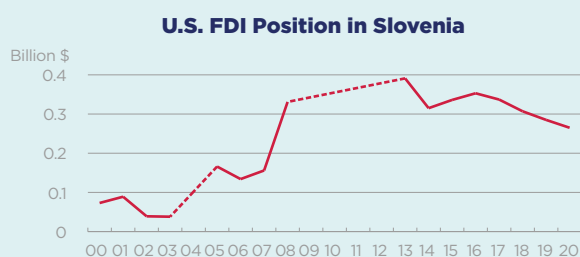


Foreign Direct Investment (FDI), 2020

U.S. foreign direct investment in Slovenia continued to decline in 2020, and remains relatively low compared to other EU countries. Meanwhile, Slovenia's outward FDI stock in the U.S. was just \$5 million, with affiliates supporting fewer than 50 jobs. U.S. direct investment in Slovenia supported about 4,800 jobs in 2020, but has been relatively flat since 2004. Estimated U.S. foreign affiliate sales in Slovenia were \$800 million in 2020, compared with near-zero foreign affiliate sales earned by Slovenian firms in the U.S.

\$0.0 m

Foreign Direct Investment (FDI), 2018*



Foreign direct investment position, historic-cost basis, 2000-2020.

Note: Dotted line indicates that data has been suppressed for a particular year to avoid disclosure of individual company data.

\$0.3 bn



U.S. Goods Exports to Slovenia, 2020

0.7% The U.S. supplied 0.7% of Slovenia's total imports...

1.7% ...but the U.S. share increases to 1.7% when intra-EU trade is excluded from the total.

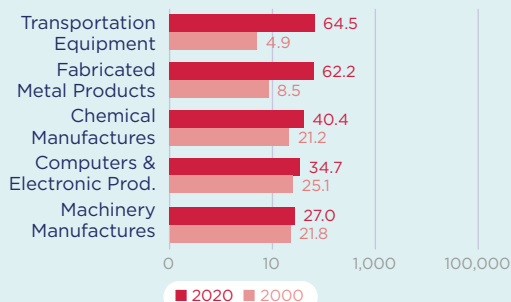
\$1.2 bn

U.S. Goods Imports from Slovenia, 2020

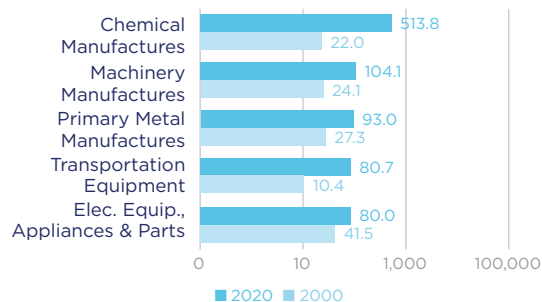
1.6% The U.S. received 1.6% of the total goods Slovenia exported to the world...

5.0% ...but the U.S. share increases to 5.0% when intra-EU trade is excluded from the total.

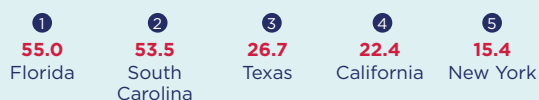
Top Five U.S. Goods Exports to Slovenia (\$ millions)




Top Five U.S. Goods Imports from Slovenia (\$ millions)



Top State Exporters of Goods to Slovenia (\$ millions)



Top State Importers of Goods from Slovenia (\$ millions)



\$114 m



U.S. Services Exports to Slovenia, 2020

\$42 m

U.S. Services Imports from Slovenia, 2020

Sources: Bureau of Economic Analysis; U.S. Commerce Department; International Monetary Fund; Office of Trade and Economic Analysis; United Nations.