

Slovenia and the United States

United States in Slovenia

4,063



Slovenia in the United States

<50

Jobs directly supported by majority-owned affiliates. Estimates for 2019. Total U.S.-related jobs are likely to be higher, because these figures do not include jobs created by trade flows, indirect employment effects through distributors or suppliers, or via non-equity arrangements such as strategic alliances, joint ventures, or other deals.

\$286 m

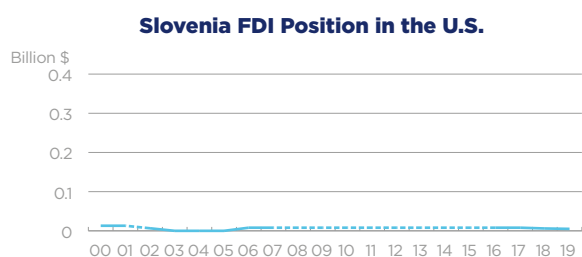
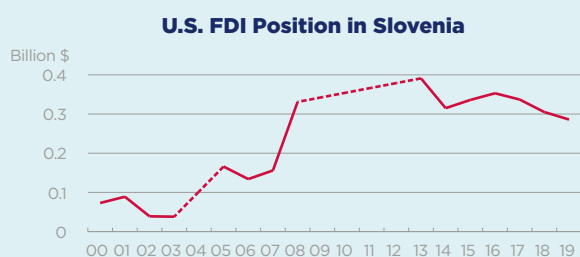


Foreign Direct Investment (FDI), 2019

U.S. foreign direct investment in Slovenia was \$286 million in 2019, a small decrease from the prior year. Meanwhile, Slovenia's outward FDI stock in the U.S. was just \$5 million, with affiliates supporting fewer than 50 jobs. U.S. direct investment in Slovenia supported about 4,000 jobs in 2019, but the employment figure has been declining since a recent peak in 2014 of 6,100 workers. Estimated U.S. foreign affiliate sales in Slovenia were \$700 million in 2019, compared with just \$2 million of foreign affiliate sales made by Slovenian firms in the U.S.

\$5 m

Foreign Direct Investment (FDI), 2019



Foreign direct investment position, historic-cost basis, 2000-2019.

Note: Dotted line indicates that data has been suppressed for a particular year to avoid disclosure of individual company data.

\$344 m



U.S. Goods Exports to Slovenia, 2019

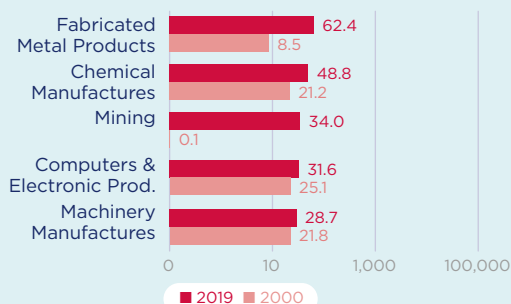
0.9% The U.S. supplied 0.9% of Slovenia's total imports...

2.4% ...but the U.S. share increases to 2.4% when intra-EU trade is excluded from the total.

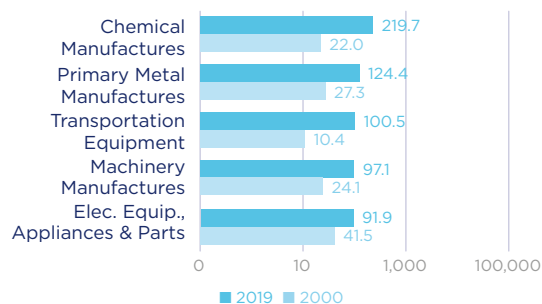
1.5% The U.S. received 1.5% of the total goods Slovenia exported to the world...

5.6% ...but the U.S. share increases to 5.6% when intra-EU trade is excluded from the total.

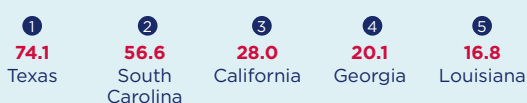
Top Five U.S. Goods Exports to Slovenia (\$ millions)



Top Five U.S. Goods Imports from Slovenia (\$ millions)



Top State Exporters of Goods to Slovenia (\$ millions)



Top State Importers of Goods from Slovenia (\$ millions)



\$175 m



U.S. Services Exports to Slovenia, 2019

\$70 m

U.S. Services Imports from Slovenia, 2019

Sources: Bureau of Economic Analysis; U.S. Commerce Department; International Monetary Fund; Office of Trade and Economic Analysis; United Nations.