

Slovakia and the United States

United States in Slovakia

46,823



Slovakia in the United States

< 50

Jobs directly supported by majority-owned affiliates. Estimates for 2019. Total U.S.-related jobs are likely to be higher, because these figures do not include jobs created by trade flows, indirect employment effects through distributors or suppliers, or via non-equity arrangements such as strategic alliances, joint ventures, or other deals.

\$925 m

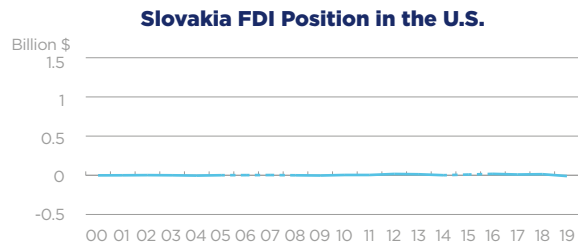
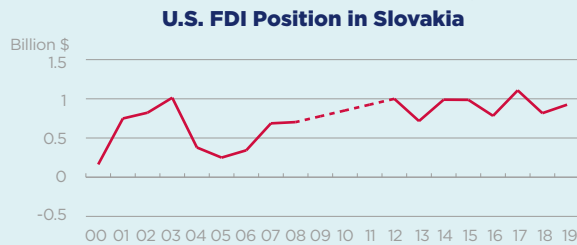


Foreign Direct Investment (FDI), 2019

America's investment stock in Slovakia is relatively small (just \$925 million), but foreign affiliate sales were \$9.9 billion in 2019, according to estimates. Located in the heart of central Europe, Slovakia is well positioned to capture U.S. investment in areas such as distribution, transportation, wholesale trade and other service activities. U.S. foreign affiliates in Slovakia employed an estimated 47,000 workers overall, the 5th largest among the EU13 countries. Meanwhile, Slovakia's direct investment position in the U.S. was relatively small in 2019, and affiliate employment amounted to fewer than 50 workers.

-\$10 m

Foreign Direct Investment (FDI), 2019*



Foreign direct investment position, historic-cost basis, 2000-2019.

Note: Dotted line indicates that data has been suppressed for a particular year to avoid disclosure of individual company data.

*Negative FDI positions can occur when the loans from the affiliate to the parent company exceed the equity and debt investments from the parent to the affiliate, or if a foreign affiliate incurs sufficiently large losses.

\$0.4 bn

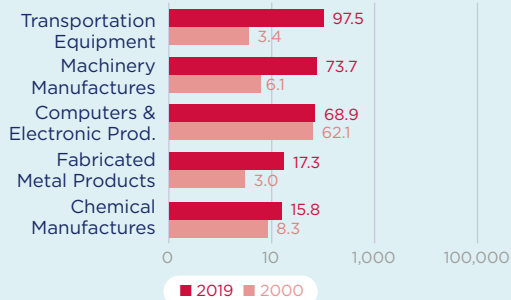


U.S. Goods Exports to Slovakia, 2019

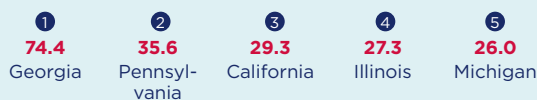
0.6% The U.S. supplied 0.6% of Slovakia's total imports...

3.3% ...but the U.S. share increases to 3.3% when intra-EU trade is excluded from the total.

Top Five U.S. Goods Exports to Slovakia (\$ millions)



Top State Exporters of Goods to Slovakia (\$ millions)



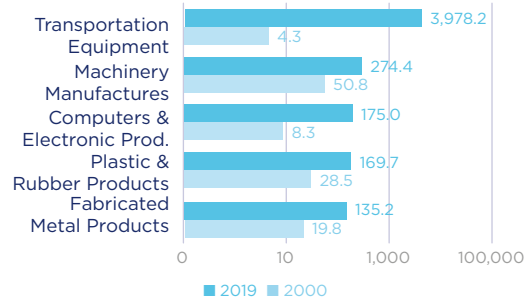
\$5.1 bn

U.S. Goods Imports from Slovakia, 2019

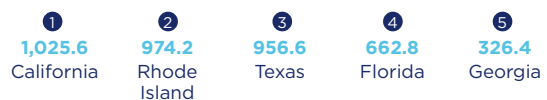
3.1% The U.S. received 3.1% of the total goods Slovakia exported to the world...

20.5% ...but the U.S. share increases to 20.5% when intra-EU trade is excluded from the total.

Top Five U.S. Goods Imports from Slovakia (\$ millions)



Top State Importers of Goods from Slovakia (\$ millions)



\$373 m



U.S. Services Exports to Slovakia, 2019

\$184 m

U.S. Services Imports from Slovakia, 2019

Note: U.K. included in EU for purposes of calculating intra-EU trade.

Sources: Bureau of Economic Analysis; U.S. Commerce Department; International Monetary Fund; Office of Trade and Economic Analysis.