

Romania and the United States

United States in Romania

Romania in the United States

80,475



< 50

Jobs directly supported by majority-owned affiliates. Estimates for 2020. Total U.S.-related jobs are likely to be higher, because these figures do not include jobs created by trade flows, indirect employment effects through distributors or suppliers, or via non-equity arrangements such as strategic alliances, joint ventures, or other deals.

\$3.9 bn



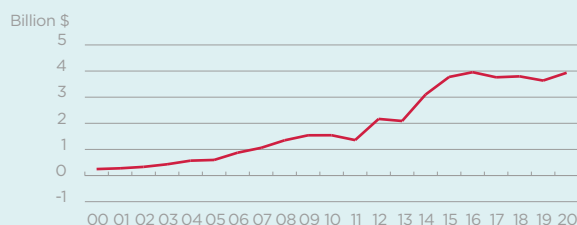
\$0.0 bn

Foreign Direct Investment (FDI), 2020

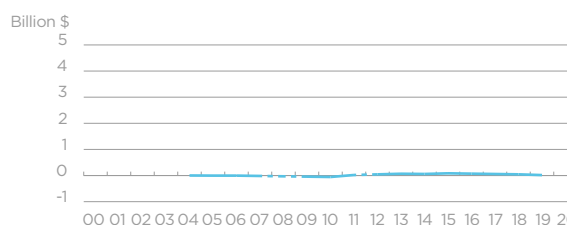
Foreign Direct Investment (FDI), 2019*

While America's investment in Romania is small relative to other EU members, U.S. investment ties with Romania have deepened over the decade. U.S. affiliates have added roughly 40,000 Romanian workers to their payrolls since 2009, placing Romania 2nd among the EU13 countries in terms of jobs supported. Meanwhile, Romania's investment in the U.S. is relatively small. Romanian multinationals employed fewer than 50 employees in the U.S. in 2020.

U.S. FDI Position in Romania



Romania FDI Position in the U.S.



Foreign direct investment position, historic-cost basis, 2000-2020.

Note: Dotted line indicates that data has been suppressed for a particular year to avoid disclosure of individual company data.
*Latest year of available data.

\$0.9 bn



\$2.1 bn

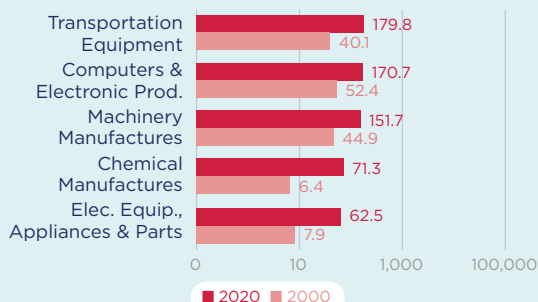
U.S. Goods Exports to Romania, 2020

U.S. Goods Imports from Romania, 2020

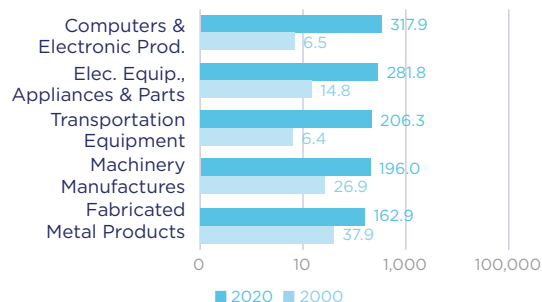
1.1% The U.S. supplied 1.1% of Romania's total imports...
4.5% ...but the U.S. share increases to 4.5% when intra-EU trade is excluded from the total.

1.7% The U.S. received 1.7% of the total goods Romania exported to the world...
7.5% ...but the U.S. share increases to 7.5% when intra-EU trade is excluded from the total.

Top Five U.S. Goods Exports to Romania (\$ millions)



Top Five U.S. Goods Imports from Romania (\$ millions)



Top State Exporters of Goods to Romania (\$ millions)



Top State Importers of Goods from Romania (\$ millions)



\$522 m



\$489 m

U.S. Services Exports to Romania, 2020

U.S. Services Imports from Romania, 2020

Note: U.K. included in EU for purposes of calculating intra-EU trade.

Sources: Bureau of Economic Analysis; U.S. Commerce Department; International Monetary Fund; Office of Trade and Economic Analysis.