



Rhode Island and Europe



Employment within Rhode Island, 2018

Country	Employment
France	4,700
United Kingdom	4,400
Netherlands	3,750*
Japan	2,100
Canada	1,700

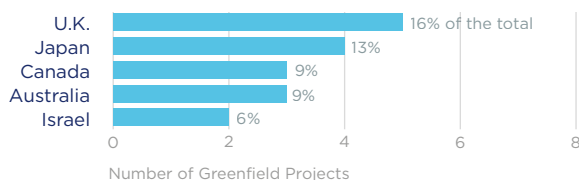
On a country basis, French companies operating in Rhode Island represented 18% of total foreign affiliate employment in Rhode Island, with French multinationals supporting approximately 600 more jobs in 2018 than in 2010.

*Netherlands employment data suppressed to avoid disclosure of individual company data. Range of 2,500 - 4,999 employees given.

Jobs directly supported by European investment. Total European-related jobs are likely to be higher, because these figures do not include jobs created by trade flows, indirect employment effects through distributors or suppliers, or via non-equity arrangements such as strategic alliances, joint ventures, or other deals.



Sources of Greenfield Foreign Direct Investment (FDI)



Number of projects does not directly translate to value of projects or jobs added. Greenfield FDI is investment in new assets.



Rhode Island Goods Exports to Europe, 2019

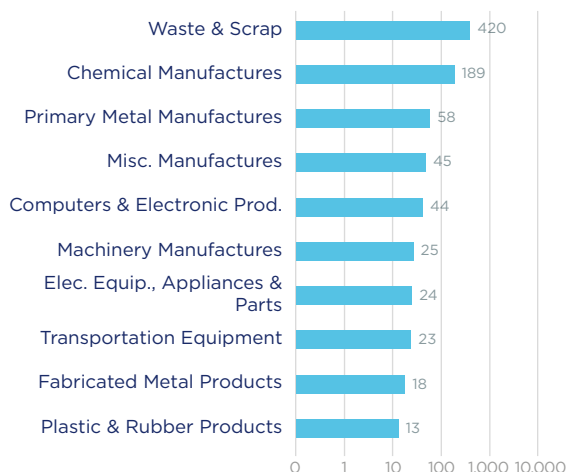
\$0.9 bn

Waste & scrap account for over 46% of exports to Europe.

Top European Export Markets, 2019

Country	Exports (\$ millions)
Italy	192
Germany	141
Ireland	114
Turkey	112
Switzerland	92

Top Ten Exports to Europe, 2019 (\$ millions)



Rhode Island Goods Imports from Europe, 2019

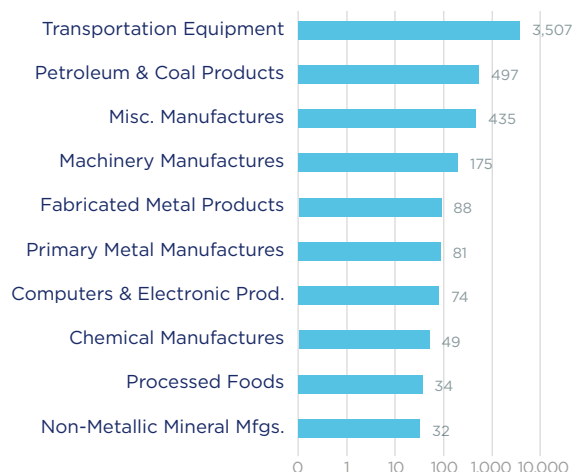
\$5.2 bn

The top imported product from Europe is transportation equipment, which represents 68% of the state's total European imports.

Top European Import Markets, 2019

Country	Imports (\$ millions)
Germany	2,208
Slovakia	974
United Kingdom	380
Ireland	367
Netherlands	243

Top Ten Imports from Europe, 2019 (\$ millions)



Sources: Bureau of Economic Analysis; U.S. Census Bureau; U.S. Department of Commerce; SelectUSA.