



# Portugal and the United States

## United States in Portugal

**32,210**



## Portugal in the United States

**938**

Jobs directly supported by majority-owned affiliates. Estimates for 2020. Total U.S.-related jobs are likely to be higher, because these figures do not include jobs created by trade flows, indirect employment effects through distributors or suppliers, or via non-equity arrangements such as strategic alliances, joint ventures, or other deals.

**\$2.5 bn**

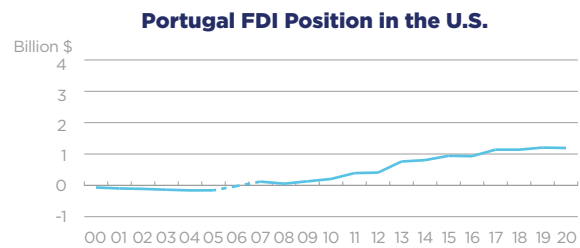
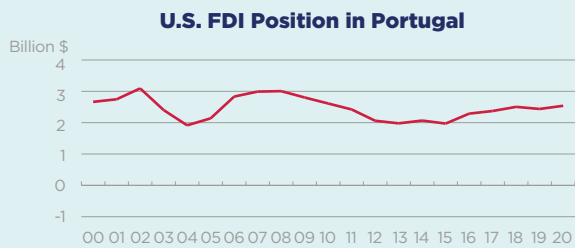


### Foreign Direct Investment (FDI), 2020

The investment balance favors Portugal, with U.S. direct investment in Portugal totaled almost double Portugal's FDI in the U.S. By industry, FDI by Portuguese firms in the U.S. is largely concentrated in manufacturing, wholesale trade, and professional services. U.S. affiliates employed an estimated 32,000 Portuguese workers in 2020 compared to Portuguese affiliate employment of just over 900 Americans.

**\$1.2 bn**

### Foreign Direct Investment (FDI), 2020



Foreign direct investment position, historic-cost basis, 2000-2020.  
Note: Dotted line indicates that data has been suppressed for a particular year to avoid disclosure of individual company data.

**\$1.7 bn**



### U.S. Goods Exports to Portugal, 2020

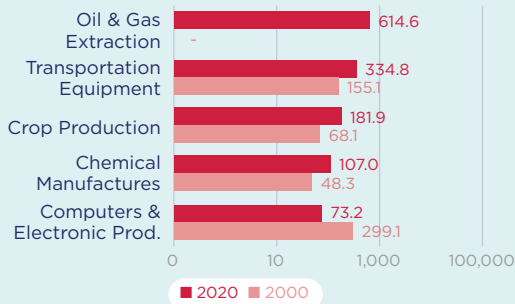
**1.8%** The U.S. supplied 1.8% of Portugal's total imports...  
**8.1%** ...but the U.S. share increases to 8.1% when intra-EU trade is excluded from the total.

**\$3.8 bn**

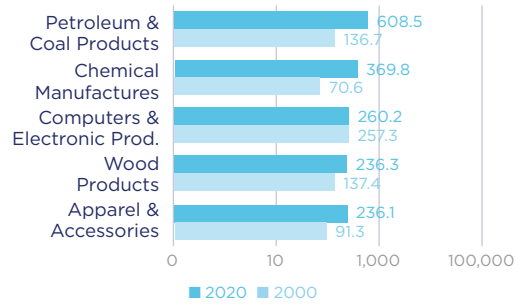
### U.S. Goods Imports from Portugal, 2020

**5.0%** The U.S. received 5.0% of the total goods Portugal exported to the world...  
**21.2%** ...but the U.S. share increases to 21.2% when intra-EU trade is excluded from the total.

#### Top Five U.S. Goods Exports to Portugal (\$ millions)



#### Top Five U.S. Goods Imports from Portugal (\$ millions)



#### Top State Exporters of Goods to Portugal (\$ millions)



#### Top State Importers of Goods from Portugal (\$ millions)



**\$0.7 bn**



### U.S. Services Exports to Portugal, 2020

**\$0.5 bn**

### U.S. Services Imports from Portugal, 2020

Note: U.K. included in EU for purposes of calculating intra-EU trade.  
Sources: Bureau of Economic Analysis; U.S. Commerce Department; International Monetary Fund; Office of Trade and Economic Analysis.