

# Poland and the United States

## United States in Poland

**214,238**



## Poland in the United States

**950**

Jobs directly supported by majority-owned affiliates. Estimates for 2020. Total U.S.-related jobs are likely to be higher, because these figures do not include jobs created by trade flows, indirect employment effects through distributors or suppliers, or via non-equity arrangements such as strategic alliances, joint ventures, or other deals.

**\$11.1 bn**



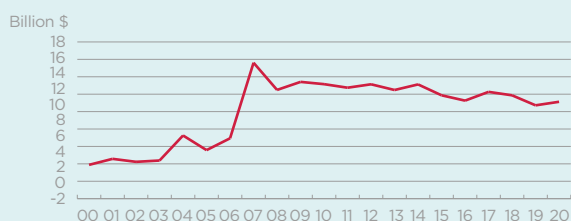
### Foreign Direct Investment (FDI), 2020

As one of the largest markets in central Europe, Poland has attracted significant sums of U.S. foreign direct investment. The estimated U.S. affiliate workforce of roughly 200,000 workers in Poland ranks number one among EU13 countries by a wide margin. Meanwhile, Polish companies have yet to make significant investments in the U.S., with less than 1,000 jobs supported by Polish firms in the U.S., and just \$1.5 billion investment in 2015, the latest year with available data.

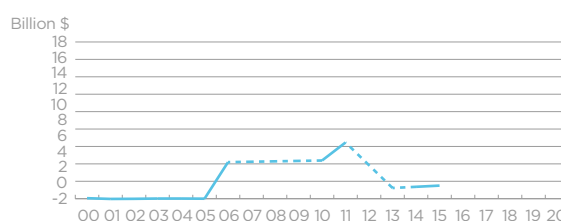
**\$1.5 bn**

### Foreign Direct Investment (FDI), 2015\*

#### U.S. FDI Position in Poland



#### Poland FDI Position in the U.S.



Foreign direct investment position, historic-cost basis, 2000-2020.

Note: Dotted line indicates that data has been suppressed for a particular year to avoid disclosure of individual company data.  
\*Latest year of available data.

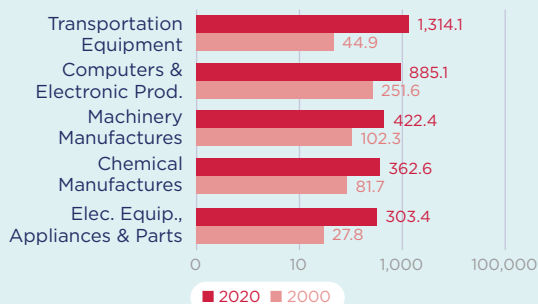
**\$5.0 bn**



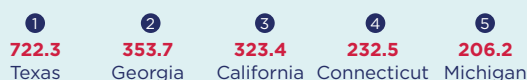
### U.S. Goods Exports to Poland, 2020

**1.8%** The U.S. supplied 1.8% of Poland's total imports...  
**6.0%** ...but the U.S. share increases to 6.0% when intra-EU trade is excluded from the total.

#### Top Five U.S. Goods Exports to Poland (\$ millions)



#### Top State Exporters of Goods to Poland (\$ millions)

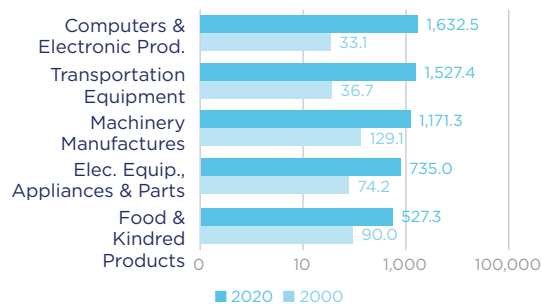


**\$8.6 bn**

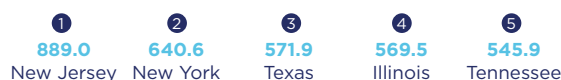
### U.S. Goods Imports from Poland, 2020

**2.8%** The U.S. received 2.8% of the total goods Poland exported to the world...  
**13.8%** ...but the U.S. share increases to 13.8% when intra-EU trade is excluded from the total.

#### Top Five U.S. Goods Imports from Poland (\$ millions)



#### Top State Importers of Goods from Poland (\$ millions)



**\$1.8 bn**



### U.S. Services Exports to Poland, 2020

**\$1.8 bn**

### U.S. Services Imports from Poland, 2020

Note: U.K. included in EU for purposes of calculating intra-EU trade.

Sources: Bureau of Economic Analysis; U.S. Commerce Department; International Monetary Fund; Office of Trade and Economic Analysis.