

Poland and the United States

United States in Poland

207,198



Poland in the United States

1,025

Jobs directly supported by majority-owned affiliates. Estimates for 2019. Total U.S.-related jobs are likely to be higher, because these figures do not include jobs created by trade flows, indirect employment effects through distributors or suppliers, or via non-equity arrangements such as strategic alliances, joint ventures, or other deals.

\$10.4 bn



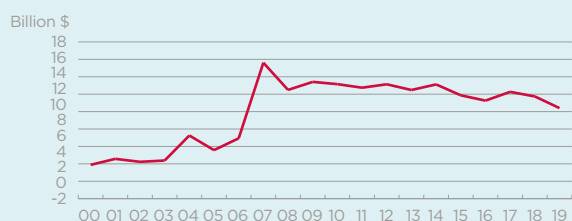
Foreign Direct Investment (FDI), 2019

As one of the largest markets in central Europe, Poland has attracted significant sums of U.S. foreign direct investment. The estimated U.S. affiliate workforce of roughly 200,000 workers in Poland ranks number one among EU13 countries by a wide margin. U.S. companies added an estimated 3,000 Polish workers to their payrolls in 2019. Meanwhile, Polish companies have yet to make significant investments in the U.S., with just \$1.5 billion investment recorded in the U.S. in 2015, the latest year with available data.

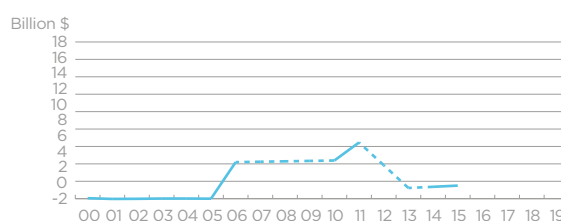
\$1.5 bn

Foreign Direct Investment (FDI), 2015*

U.S. FDI Position in Poland



Poland FDI Position in the U.S.



Foreign direct investment position, historic-cost basis, 2000-2019.

Note: Dotted line indicates that data has been suppressed for a particular year to avoid disclosure of individual company data.
*Latest year of available data.

\$6.0 bn

U.S. Goods Exports to Poland, 2019

2.3% The U.S. supplied 2.3% of Poland's total imports...

7.4% ...but the U.S. share increases to 7.4% when intra-EU trade is excluded from the total.



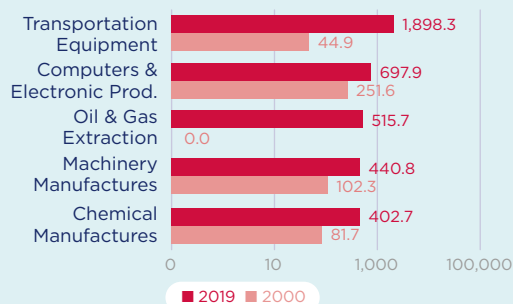
\$8.4 bn

U.S. Goods Imports from Poland, 2019

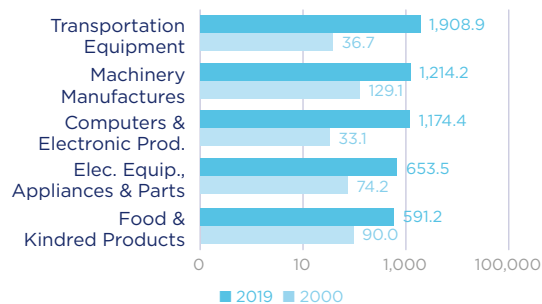
2.9% The U.S. received 2.9% of the total goods Poland exported to the world...

14.1% ...but the U.S. share increases to 14.1% when intra-EU trade is excluded from the total.

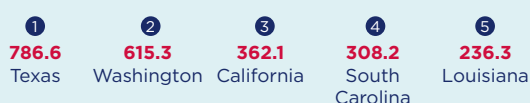
Top Five U.S. Goods Exports to Poland (\$ millions)



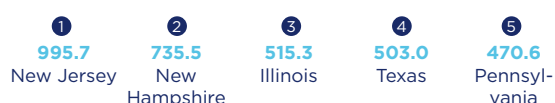
Top Five U.S. Goods Imports from Poland (\$ millions)



Top State Exporters of Goods to Poland (\$ millions)



Top State Importers of Goods from Poland (\$ millions)



\$2.6 bn



U.S. Services Exports to Poland, 2019

\$2.2 bn

U.S. Services Imports from Poland, 2019

Note: U.K. included in EU for purposes of calculating intra-EU trade.

Sources: Bureau of Economic Analysis; U.S. Commerce Department; International Monetary Fund; Office of Trade and Economic Analysis.