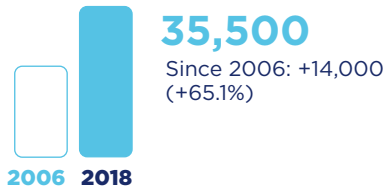


Oklahoma and Europe

Jobs



Employment within Oklahoma, 2018

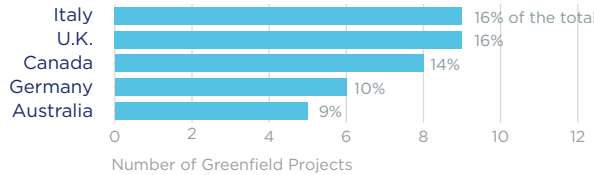
Country	Employment
United Kingdom	9,600
France	9,200
Canada	7,100
Japan	4,400
Switzerland	3,700

On a country basis, U.K. companies operating in Oklahoma represented 17% of total foreign affiliate employment in Oklahoma, with U.K. multinationals supporting approximately 3,800 more jobs in 2018 than in 2010.

Jobs directly supported by European investment. Total European-related jobs are likely to be higher, because these figures do not include jobs created by trade flows, indirect employment effects through distributors or suppliers, or via non-equity arrangements such as strategic alliances, joint ventures, or other deals.

Investment

Sources of Greenfield Foreign Direct Investment (FDI)



Number of projects does not directly translate to value of projects or jobs added. Greenfield FDI is investment in new assets.

Trade

Oklahoma Goods Exports to Europe, 2019

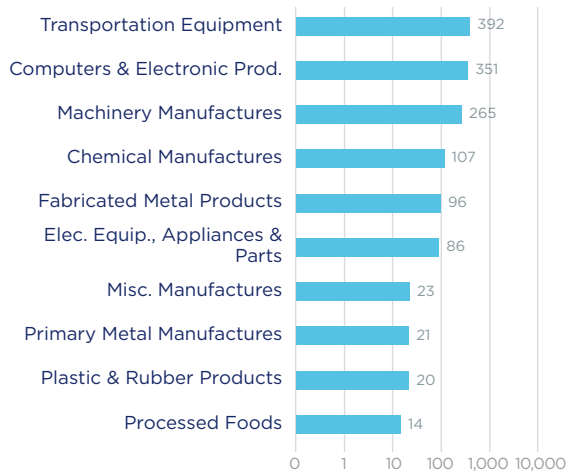
\$1.4 bn

The top exports to Europe from Oklahoma include transportation equipment, computers and machinery.

Top European Export Markets, 2019

Country	Exports (\$ millions)
Germany	568
Netherlands	258
United Kingdom	200
France	61
Spain	51

Top Ten Exports to Europe, 2019 (\$ millions)



Oklahoma Goods Imports from Europe, 2019

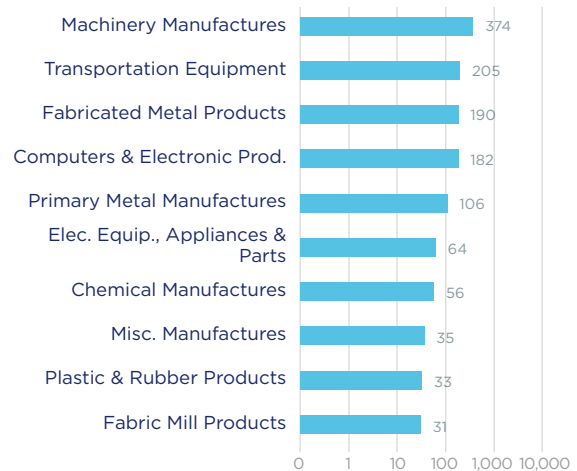
\$1.5 bn

Machinery manufactures and transportation equipment are the top products imported from Europe.

Top European Import Markets, 2019

Country	Imports (\$ millions)
Germany	334
United Kingdom	257
Italy	218
France	153
Belgium	70

Top Ten Imports from Europe, 2019 (\$ millions)



Sources: Bureau of Economic Analysis; Foreign Trade Division, U.S. Census Bureau; U.S. Department of Commerce; SelectUSA.