

North Dakota and Europe



5,100
Since 2006: +1,100
(+27.5%)



European companies account for **37%** of foreign affiliate jobs

Employment within North Dakota, 2018

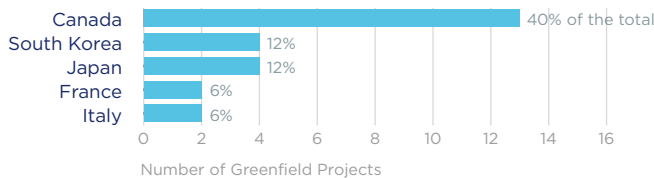
Country	Employment
Canada	1,800
United Kingdom	1,600
Japan	1,000
Netherlands	900
France	700

On a country basis, U.K. companies operating in North Dakota represented 12% of total foreign affiliate employment in North Dakota, with U.K. multinationals supporting approximately 1,000 more jobs in 2018 than in 2010.

Jobs directly supported by European investment. Total European-related jobs are likely to be higher, because these figures do not include jobs created by trade flows, indirect employment effects through distributors or suppliers, or via non-equity arrangements such as strategic alliances, joint ventures, or other deals.



Sources of Greenfield Foreign Direct Investment (FDI)



33
Greenfield Projects
(October 2010 - September 2020)

Number of projects does not directly translate to value of projects or jobs added. Greenfield FDI is investment in new assets.



North Dakota Goods Exports to Europe, 2019

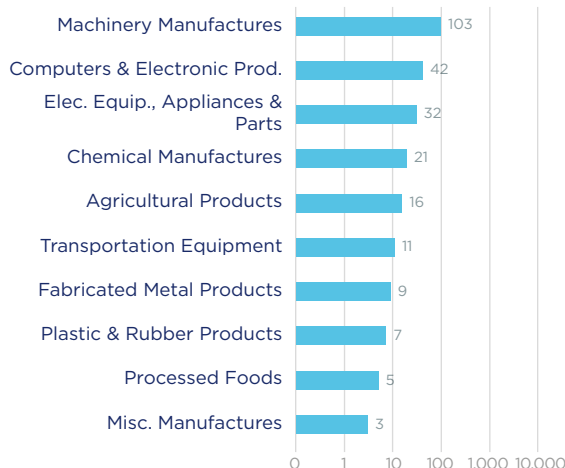
\$253.8 m

41% of the state's exports to Europe consist of machinery manufactures.

Top European Export Markets, 2019

Country	Exports (\$ millions)
Germany	58
Czech Republic	27
United Kingdom	26
Russia	26
France	21

Top Ten Exports to Europe, 2019 (\$ millions)



North Dakota Goods Imports from Europe, 2019

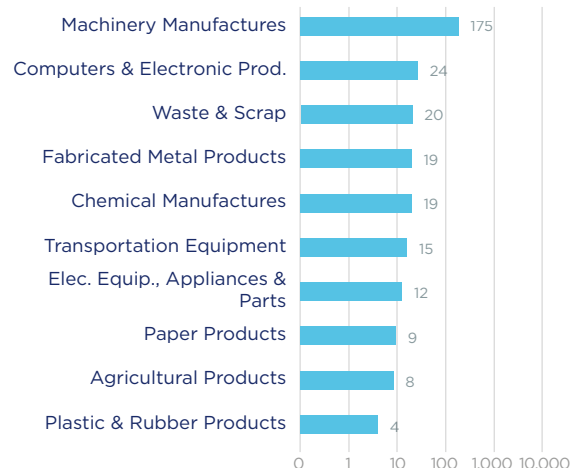
\$322.2 m

Machinery is North Dakota's primary product import from Europe, representing about 54% of total imports.

Top European Import Markets, 2019

Country	Imports (\$ millions)
Germany	109
France	57
Italy	33
United Kingdom	30
Sweden	16

Top Ten Imports from Europe, 2019 (\$ millions)



Sources: Bureau of Economic Analysis; U.S. Census Bureau; U.S. Department of Commerce; SelectUSA.