


## North Carolina and Europe



### Employment within North Carolina, 2018

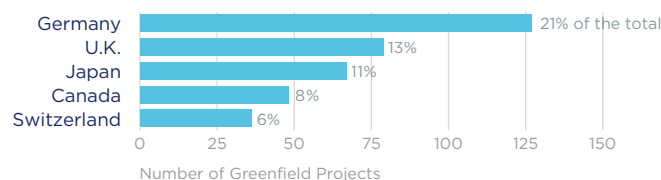
Country	Employment
Netherlands	43,300
Germany	42,400
United Kingdom	37,600
Japan	27,000
Canada	21,900

On a country basis, Dutch companies operating in North Carolina represented 15% of total foreign affiliate employment in North Carolina, with Dutch multinationals supporting approximately 36,400 more jobs in 2018 than in 2010.

Jobs directly supported by European investment. Total European-related jobs are likely to be higher, because these figures do not include jobs created by trade flows, indirect employment effects through distributors or suppliers, or via non-equity arrangements such as strategic alliances, joint ventures, or other deals.



### Sources of Greenfield Foreign Direct Investment (FDI)



Number of projects does not directly translate to value of projects or jobs added. Greenfield FDI is investment in new assets.



### North Carolina Goods Exports to Europe, 2019

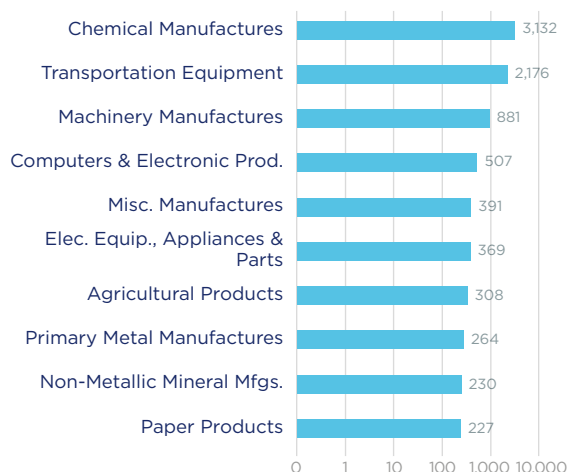
**\$9.6 bn**

Chemical manufactures account for about 33% of total exports to Europe.

#### Top European Export Markets, 2019

Country	Exports (\$ millions)
France	2,618
Netherlands	1,077
Germany	898
Belgium	896
United Kingdom	832

#### Top Ten Exports to Europe, 2019 (\$ millions)



### North Carolina Goods Imports from Europe, 2019

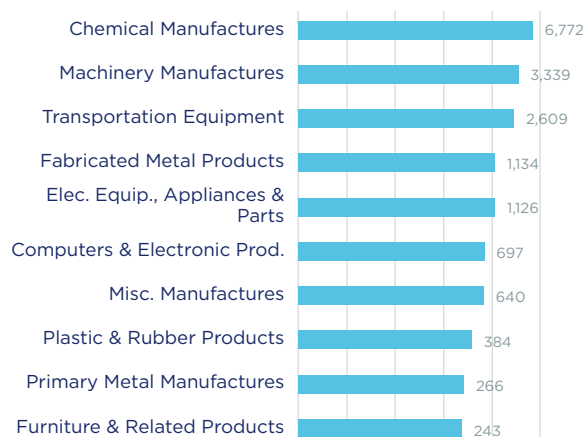
**\$20.6 bn**

Imports from Europe mainly consist of chemicals, machinery and transportation equipment.

#### Top European Import Markets, 2019

Country	Imports (\$ millions)
Germany	6,028
France	2,355
Ireland	2,302
Italy	1,806
United Kingdom	1,630

#### Top Ten Imports from Europe, 2019 (\$ millions)



Sources: Bureau of Economic Analysis; U.S. Census Bureau; U.S. Department of Commerce; SelectUSA.