


New York and Europe



Employment within New York, 2018

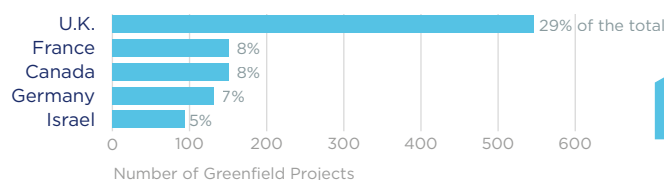
Country	Employment
United Kingdom	107,300
Canada	59,200
France	58,200
Germany	46,000
Japan	45,400

On a country basis, U.K. companies operating in New York represented 21% of total foreign affiliate employment in New York, with U.K. multinationals supporting approximately 18,100 more jobs in 2018 than in 2010.

Jobs directly supported by European investment. Total European-related jobs are likely to be higher, because these figures do not include jobs created by trade flows, indirect employment effects through distributors or suppliers, or via non-equity arrangements such as strategic alliances, joint ventures, or other deals.



Sources of Greenfield Foreign Direct Investment (FDI)



Number of projects does not directly translate to value of projects or jobs added. Greenfield FDI is investment in new assets.



New York Goods Exports to Europe, 2019

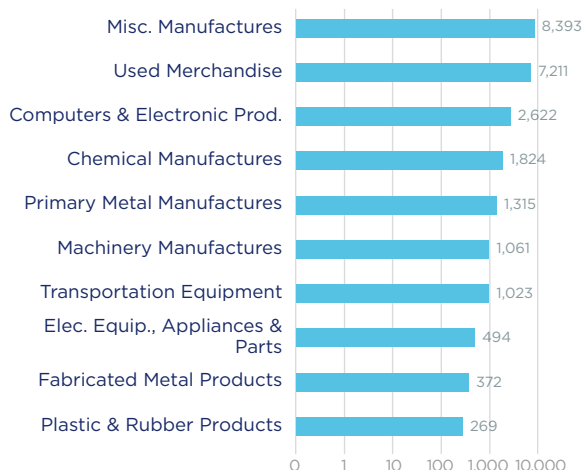
\$26.1 bn

Miscellaneous manufactured products and used merchandise were the top goods exports to Europe.

Top European Export Markets, 2019

Country	Exports (\$ millions)
Switzerland	6,179
United Kingdom	5,315
Belgium	3,365
Germany	3,094
France	2,181

Top Ten Exports to Europe, 2019 (\$ millions)



New York Goods Imports from Europe, 2019

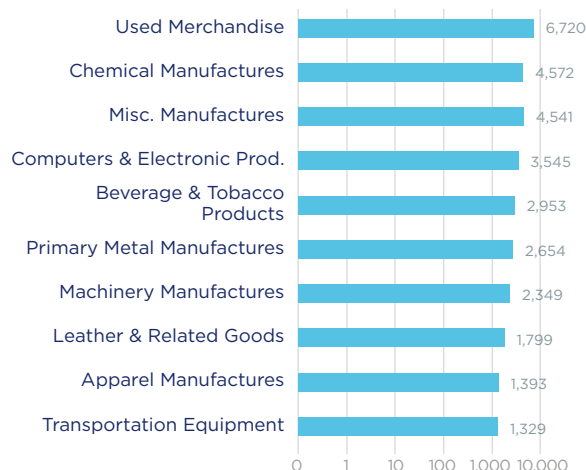
\$45.4 bn

New York's imports from Europe are relatively diverse, ranging from used and miscellaneous merchandise to chemicals and computers.

Top European Import Markets, 2019

Country	Imports (\$ millions)
France	9,470
Switzerland	6,369
Germany	6,365
Italy	6,130
United Kingdom	5,502

Top Ten Imports from Europe, 2019 (\$ millions)



Sources: Bureau of Economic Analysis; U.S. Census Bureau; U.S. Department of Commerce; SelectUSA.