

New Mexico and Europe

Jobs



Employment within New Mexico, 2018

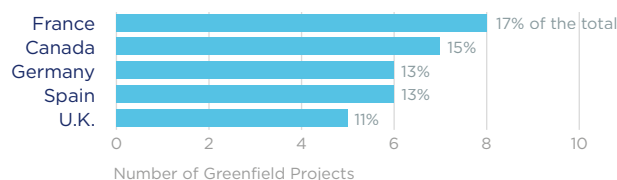
Country	Employment
Germany	3,000
Canada	2,800
United Kingdom	2,800
France	2,100
Japan	1,400

On a country basis, German companies operating in New Mexico represented 17% of total foreign affiliate employment in New Mexico, with German multinationals supporting approximately 300 more jobs in 2018 than in 2010.

Jobs directly supported by European investment. Total European-related jobs are likely to be higher, because these figures do not include jobs created by trade flows, indirect employment effects through distributors or suppliers, or via non-equity arrangements such as strategic alliances, joint ventures, or other deals.

Investment

Sources of Greenfield Foreign Direct Investment (FDI)



Number of projects does not directly translate to value of projects or jobs added. Greenfield FDI is investment in new assets.

Trade

New Mexico Goods Exports to Europe, 2019

\$308.0 m

Exports are relatively small, with computers & electronic products, chemicals, and transportation equipment the largest export categories for New Mexico.

Top European Export Markets, 2019

Country	Exports (\$ millions)
Germany	62
Ireland	46
Belgium	39
France	29
United Kingdom	29

New Mexico Goods Imports from Europe, 2019

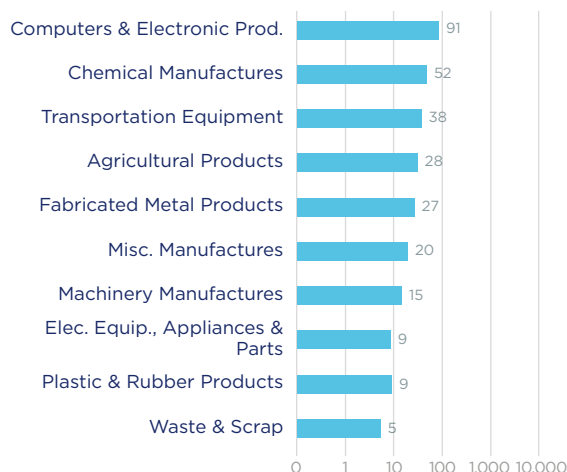
\$489.3 m

Chemicals were the largest imported good from Europe, followed by computers & electronic products.

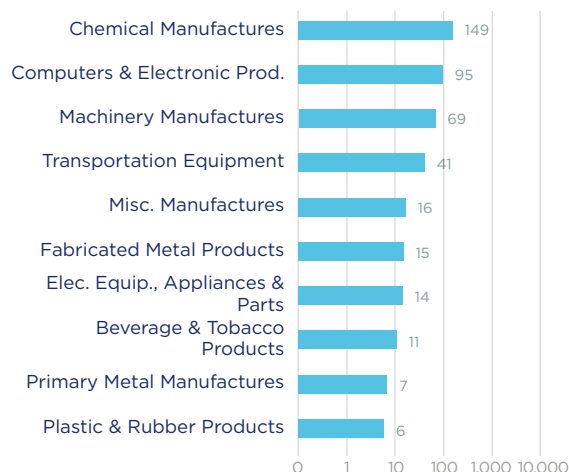
Top European Import Markets, 2019

Country	Imports (\$ millions)
Switzerland	152
Germany	78
United Kingdom	68
Ireland	41
France	41

Top Ten Exports to Europe, 2019 (\$ millions)



Top Ten Imports from Europe, 2019 (\$ millions)



Sources: Bureau of Economic Analysis; U.S. Census Bureau; U.S. Department of Commerce; SelectUSA.