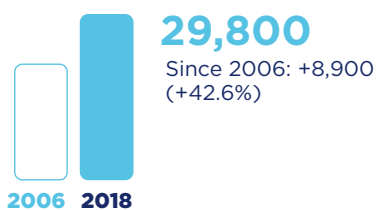


Nevada and Europe



Employment within Nevada, 2018

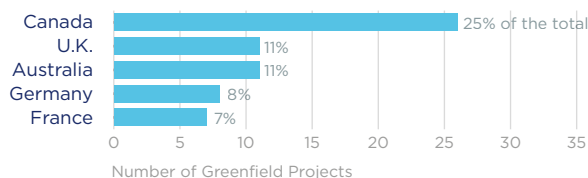
Country	Employment
Canada	9,500
France	8,500
United Kingdom	8,100
Japan	7,200
Germany	3,700

On a country basis, French companies operating in Nevada represented 15% of total foreign affiliate employment in Nevada, with French multinationals supporting approximately 5,100 more jobs in 2018 than in 2010.

Jobs directly supported by European investment. Total European-related jobs are likely to be higher, because these figures do not include jobs created by trade flows, indirect employment effects through distributors or suppliers, or via non-equity arrangements such as strategic alliances, joint ventures, or other deals.



Sources of Greenfield Foreign Direct Investment (FDI)



Number of projects does not directly translate to value of projects or jobs added. Greenfield FDI is investment in new assets.



Nevada Goods Exports to Europe, 2019

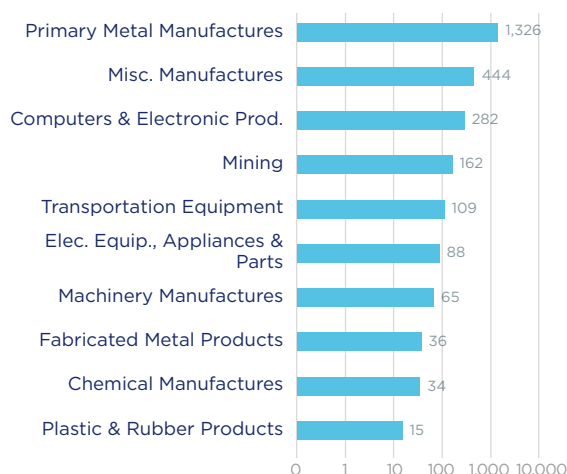
\$2.6 bn

Primary metal manufactures account for over half of Nevada's total exports to Europe.

Top European Export Markets, 2019

Country	Exports (\$ millions)
Switzerland	1,312
Germany	336
United Kingdom	207
Netherlands	122
Spain	119

Top Ten Exports to Europe, 2019 (\$ millions)



Nevada Goods Imports from Europe, 2019

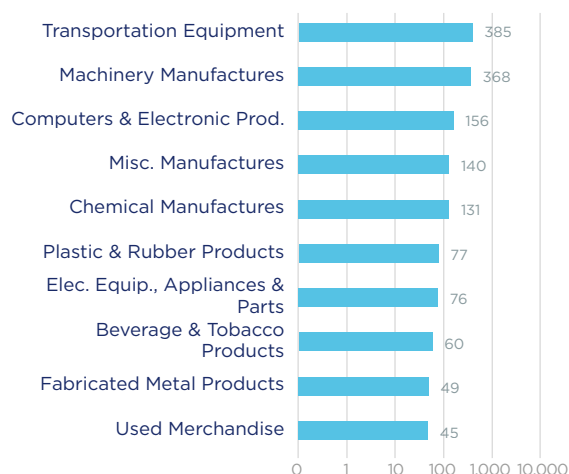
\$1.8 bn

Imports from Europe to Nevada are diverse, ranging from transportation equipment to machinery to computers & electronics.

Top European Import Markets, 2019

Country	Imports (\$ millions)
France	426
Germany	415
United Kingdom	179
Switzerland	158
Italy	116

Top Ten Imports from Europe, 2019 (\$ millions)



Sources: Bureau of Economic Analysis; U.S. Census Bureau; U.S. Department of Commerce; SelectUSA.