

Netherlands and the United States

United States in Netherlands

Netherlands in the United States

255,509



509,240

Jobs directly supported by majority-owned affiliates. Estimates for 2020. Total U.S.-related jobs are likely to be higher, because these figures do not include jobs created by trade flows, indirect employment effects through distributors or suppliers, or via non-equity arrangements such as strategic alliances, joint ventures, or other deals.

\$844.0 bn



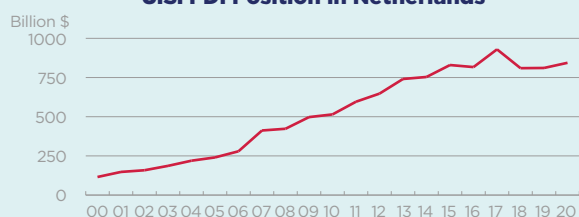
\$484.0 bn

Foreign Direct Investment (FDI), 2020

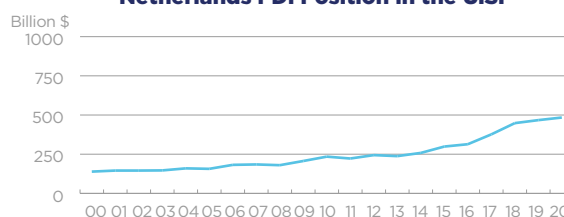
Foreign Direct Investment (FDI), 2020

America's investment stake in the Netherlands is almost double the amount of Dutch investment in the U.S. Still, the U.S. is a prime foreign destination for Dutch firms, which recorded an estimated \$355 billion in affiliate sales in the U.S. during 2020, according to estimates. The employment balance clearly favors the U.S. with a large amount of jobs supported by Dutch firms in the U.S. Amsterdam was ranked by fDi Markets in 2020 as the 2nd most attractive city in Europe in terms of connectivity.

U.S. FDI Position in Netherlands



Netherlands FDI Position in the U.S.



Foreign direct investment position, historic-cost basis, 2000-2020.

\$45.3 bn



\$27.4 bn

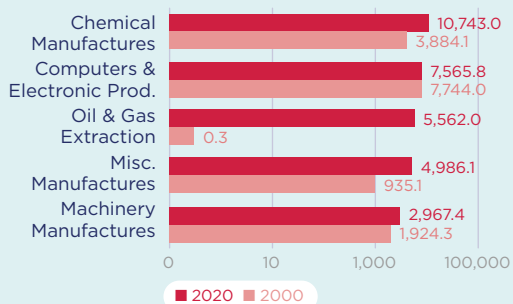
U.S. Goods Exports to Netherlands, 2020

U.S. Goods Imports from Netherlands, 2020

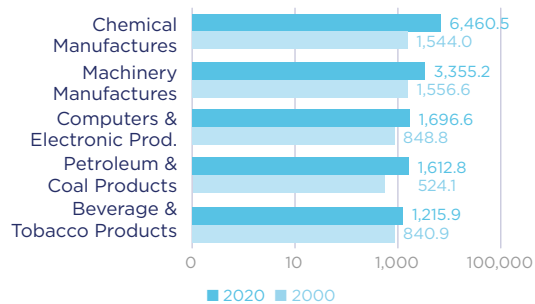
7.6% The U.S. supplied 7.6% of Netherlands's total imports...
14.0% ...but the U.S. share increases to 14.0% when intra-EU trade is excluded from the total.

4.5% The U.S. received 4.5% of the total goods Netherlands exported to the world...
16.6% ...but the U.S. share increases to 16.6% when intra-EU trade is excluded from the total.

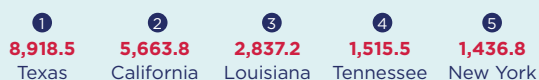
Top Five U.S. Goods Exports to Netherlands (\$ millions)



Top Five U.S. Goods Imports from Netherlands (\$ millions)



Top State Exporters of Goods to Netherlands (\$ millions)



Top State Importers of Goods from Netherlands (\$ millions)



\$18.1 bn



\$12.6 bn

U.S. Services Exports to Netherlands, 2020

U.S. Services Imports from Netherlands, 2020

Note: U.K. included in EU for purposes of calculating intra-EU trade.
 Sources: Bureau of Economic Analysis; U.S. Commerce Department; International Monetary Fund; Office of Trade and Economic Analysis.