

Nebraska and Europe



17,100

Since 2006: +6,000 (+54.1%)



European companies account for **49%** of foreign affiliate jobs

Employment within Nebraska, 2018

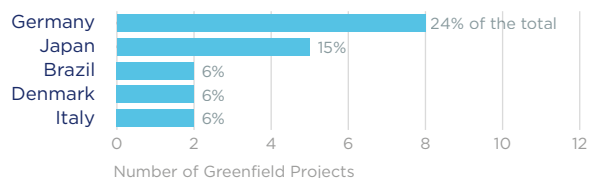
Country	Employment
Japan	5,800
United Kingdom	4,100
France	3,600
Germany	2,800
Canada	2,100

On a country basis, U.K. companies operating in Nebraska represented 12% of total foreign affiliate employment in Nebraska, with U.K. multinationals supporting approximately 1,500 more jobs in 2018 than in 2010.

Jobs directly supported by European investment. Total European-related jobs are likely to be higher, because these figures do not include jobs created by trade flows, indirect employment effects through distributors or suppliers, or via non-equity arrangements such as strategic alliances, joint ventures, or other deals.



Sources of Greenfield Foreign Direct Investment (FDI)



33

Greenfield Projects (October 2010 - September 2020)

Number of projects does not directly translate to value of projects or jobs added. Greenfield FDI is investment in new assets.



Nebraska Goods Exports to Europe, 2019

\$0.9 bn

The top exports to Europe consist of chemicals, machinery, and miscellaneous manufactures.

Top European Export Markets, 2019

Country	Exports (\$ millions)
Germany	158
France	138
Netherlands	122
Belgium	85
United Kingdom	66

Nebraska Goods Imports from Europe, 2019

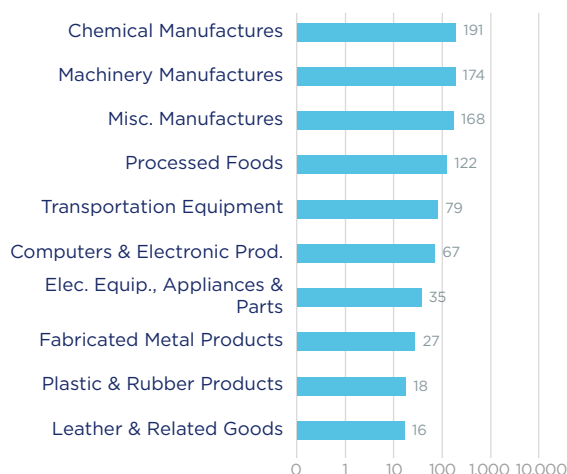
\$1.1 bn

Chemicals represented over half of Nebraska's total imports from Europe in 2019.

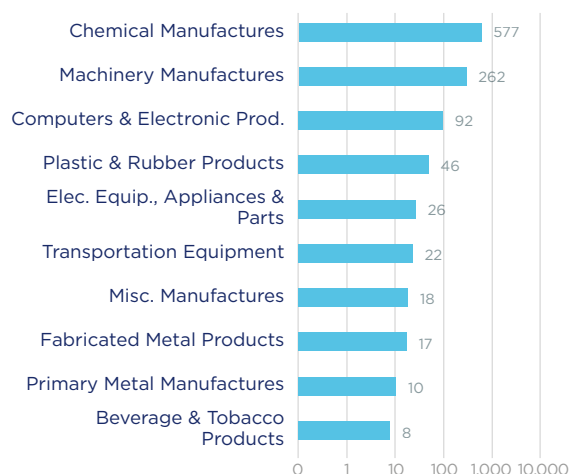
Top European Import Markets, 2019

Country	Imports (\$ millions)
Switzerland	355
Germany	252
United Kingdom	159
France	82
Italy	56

Top Ten Exports to Europe, 2019 (\$ millions)



Top Ten Imports from Europe, 2019 (\$ millions)



Sources: Bureau of Economic Analysis; U.S. Census Bureau; U.S. Department of Commerce; SelectUSA.