


## Montana and Europe



**4,200**  
Since 2006: -1,400 (-25.0%)



European companies account for **46%** of foreign affiliate jobs

### Employment within Montana, 2018

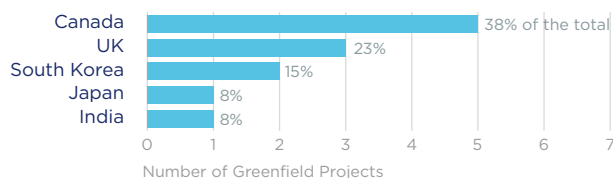
Country	Employment
United Kingdom	1,600
Canada	1,500
France	900
Japan	400
Germany	200

On a country basis, U.K. companies operating in Montana represented 18% of total foreign affiliate employment in Montana, with U.K. multinationals supporting approximately 500 more jobs in 2018 than in 2010.

Jobs directly supported by European investment. Total European-related jobs are likely to be higher, because these figures do not include jobs created by trade flows, indirect employment effects through distributors or suppliers, or via non-equity arrangements such as strategic alliances, joint ventures, or other deals.



### Sources of Greenfield Foreign Direct Investment (FDI)



**13**  
Greenfield Projects (October 2010 - September 2020)

Number of projects does not directly translate to value of projects or jobs added. Greenfield FDI is investment in new assets.



### Montana Goods Exports to Europe, 2019

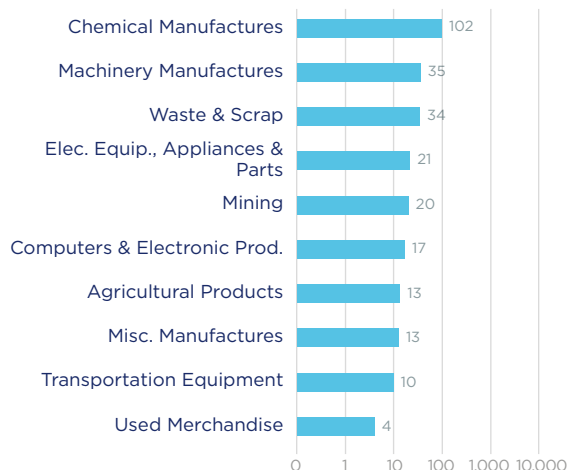
**\$279.9 m**

Exports are relatively small and skewed towards chemicals, machinery and waste & scrap.

#### Top European Export Markets, 2019

Country	Exports (\$ millions)
Belgium	110
United Kingdom	41
Germany	33
France	19
Netherlands	16

#### Top Ten Exports to Europe, 2019 (\$ millions)



### Montana Goods Imports from Europe, 2019

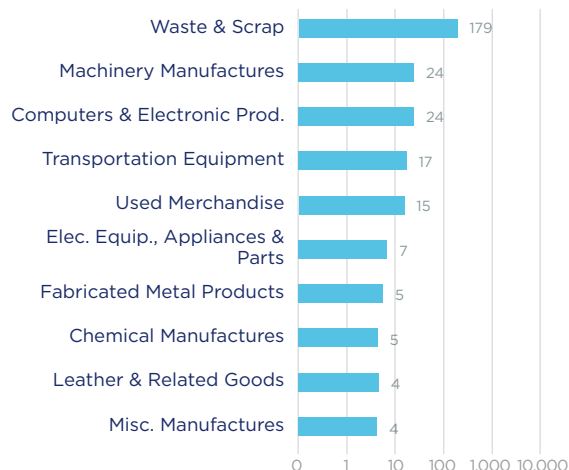
**\$304.7 m**

Montana's imports from Europe are also small and heavily concentrated in waste & scrap.

#### Top European Import Markets, 2019

Country	Imports (\$ millions)
Germany	213
Switzerland	19
Italy	18
United Kingdom	11
France	10

#### Top Ten Imports from Europe, 2019 (\$ millions)



Sources: Bureau of Economic Analysis; U.S. Census Bureau; U.S. Department of Commerce; SelectUSA.