

## Missouri and Europe



**89,600**  
Since 2006: +27,900  
(+45.2%)



European companies account for **62%** of foreign affiliate jobs

### Employment within Missouri, 2018

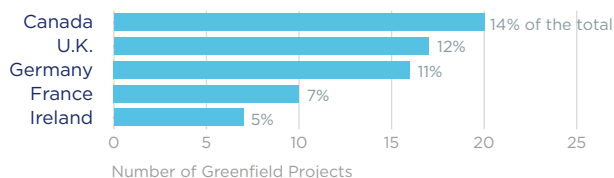
Country	Employment
United Kingdom	21,600
Germany	19,600
Japan	17,200
Canada	16,600
France	11,800

On a country basis, U.K. companies operating in Missouri represented 15% of total foreign affiliate employment in Missouri, with U.K. multinationals supporting approximately 4,200 more jobs in 2018 than in 2010.

Jobs directly supported by European investment. Total European-related jobs are likely to be higher, because these figures do not include jobs created by trade flows, indirect employment effects through distributors or suppliers, or via non-equity arrangements such as strategic alliances, joint ventures, or other deals.



### Sources of Greenfield Foreign Direct Investment (FDI)



**142**  
Greenfield Projects  
(October 2010 - September 2020)

Number of projects does not directly translate to value of projects or jobs added. Greenfield FDI is investment in new assets.



### Missouri Goods Exports to Europe, 2019

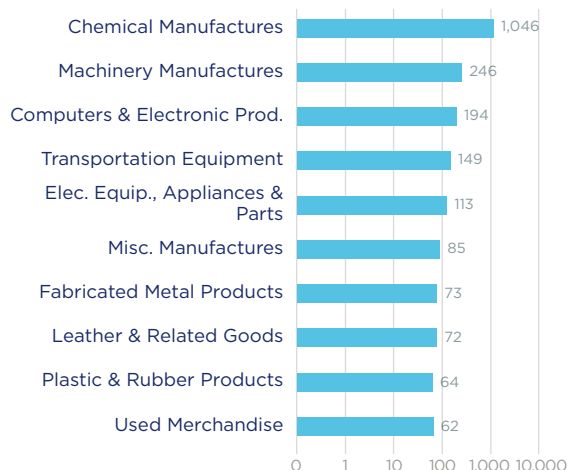
**\$2.4 bn**

The top exports to Europe from Missouri in 2019 were chemicals, machinery and computers & electronic products.

#### Top European Export Markets, 2019

Country	Exports (\$ millions)
Germany	475
Belgium	345
United Kingdom	331
France	294
Netherlands	231

#### Top Ten Exports to Europe, 2019 (\$ millions)



### Missouri Goods Imports from Europe, 2019

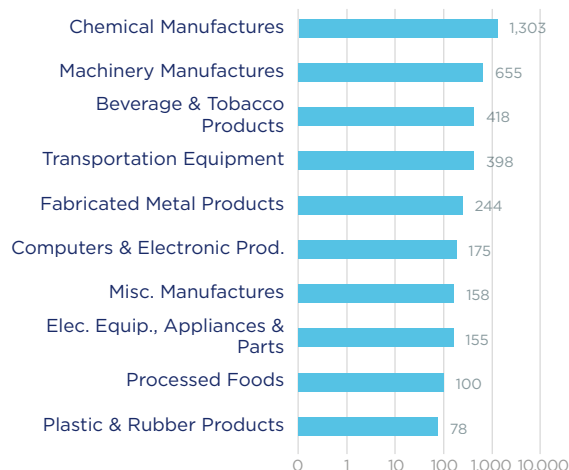
**\$4.1 bn**

Chemicals, machinery, and beverage & tobacco products were the top imported goods from Europe.

#### Top European Import Markets, 2019

Country	Imports (\$ millions)
Germany	1,427
Belgium	391
Italy	361
United Kingdom	277
France	265

#### Top Ten Imports from Europe, 2019 (\$ millions)



Sources: Bureau of Economic Analysis; U.S. Census Bureau; U.S. Department of Commerce; SelectUSA.