


Minnesota and Europe



Employment within Minnesota, 2018

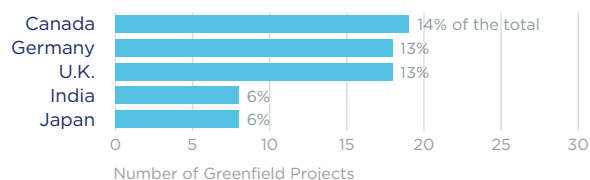
Country	Employment
Canada	25,400
Germany	21,400
United Kingdom	21,200
Japan	10,500
Switzerland	8,500

On a country basis, German companies operating in Minnesota represented 15% of total foreign affiliate employment in Minnesota, with German multinationals supporting approximately 12,000 more jobs in 2018 than in 2010.

Jobs directly supported by European investment. Total European-related jobs are likely to be higher, because these figures do not include jobs created by trade flows, indirect employment effects through distributors or suppliers, or via non-equity arrangements such as strategic alliances, joint ventures, or other deals.



Sources of Greenfield Foreign Direct Investment (FDI)



Number of projects does not directly translate to value of projects or jobs added. Greenfield FDI is investment in new assets.



Minnesota Goods Exports to Europe, 2019

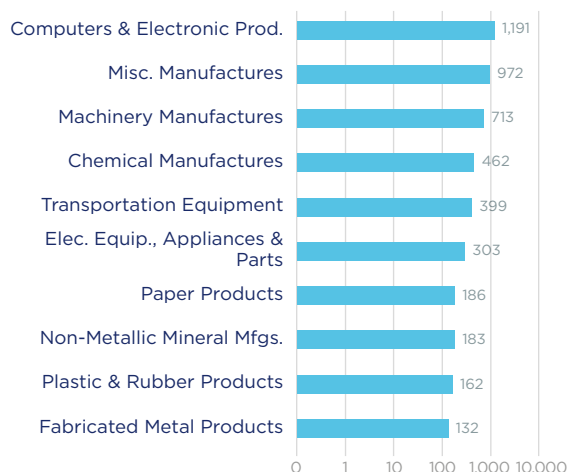
\$5.1 bn

Computers & electronic products account for roughly one-quarter of Minnesota's exports to Europe.

Top European Export Markets, 2019

Country	Exports (\$ millions)
Germany	1,126
Belgium	609
United Kingdom	556
Ireland	482
France	454

Top Ten Exports to Europe, 2019 (\$ millions)



Minnesota Goods Imports from Europe, 2019

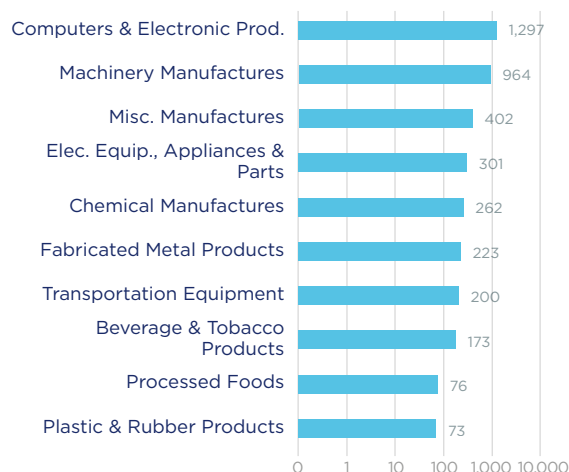
\$4.4 bn

Computers & electronic products were also the state's top import category from Europe.

Top European Import Markets, 2019

Country	Imports (\$ millions)
Germany	1,050
Ireland	1,013
Italy	452
United Kingdom	439
France	241

Top Ten Imports from Europe, 2019 (\$ millions)



Sources: Bureau of Economic Analysis; U.S. Census Bureau; U.S. Department of Commerce; SelectUSA.