

## Massachusetts and Europe



### Employment within Massachusetts, 2018

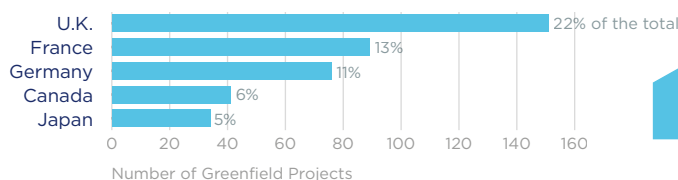
Country	Employment
United Kingdom	41,900
Netherlands	36,800
France	25,500
Canada	22,700
Germany	21,300

On a country basis, U.K. companies operating in Massachusetts represented 18% of total foreign affiliate employment in Massachusetts, with U.K. multinationals supporting approximately 3,600 more jobs in 2018 than in 2010.

Jobs directly supported by European investment. Total European-related jobs are likely to be higher, because these figures do not include jobs created by trade flows, indirect employment effects through distributors or suppliers, or via non-equity arrangements such as strategic alliances, joint ventures, or other deals.



### Sources of Greenfield Foreign Direct Investment (FDI)



Number of projects does not directly translate to value of projects or jobs added. Greenfield FDI is investment in new assets.



### Massachusetts Goods Exports to Europe, 2019

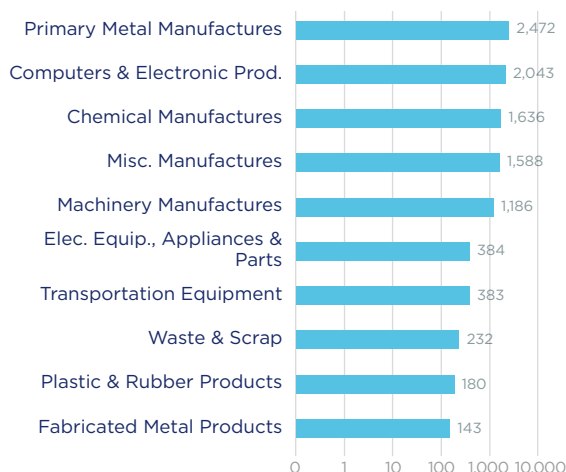
**\$10.9 bn**

Primary metal manufactures were the top export to Europe, followed by computers & electronic products and chemicals.

#### Top European Export Markets, 2019

Country	Exports (\$ millions)
United Kingdom	2,743
Germany	1,834
Netherlands	1,329
Switzerland	1,092
Ireland	710

#### Top Ten Exports to Europe, 2019 (\$ millions)



### Massachusetts Goods Imports from Europe, 2019

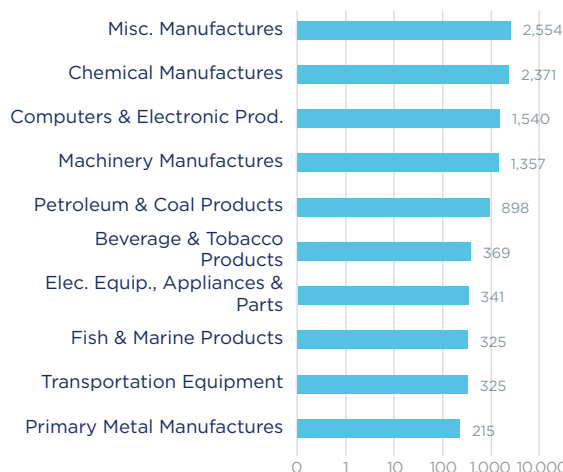
**\$12.5 bn**

Key imports from Europe include miscellaneous manufactured products, chemicals, and computer & electronic products.

#### Top European Import Markets, 2019

Country	Imports (\$ millions)
Ireland	2,233
Germany	1,958
Italy	1,898
United Kingdom	1,828
Switzerland	991

#### Top Ten Imports from Europe, 2019 (\$ millions)



Sources: Bureau of Economic Analysis; U.S. Census Bureau; U.S. Department of Commerce; SelectUSA.