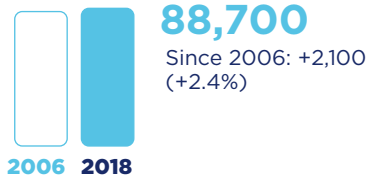


Maryland and Europe



Employment within Maryland, 2018

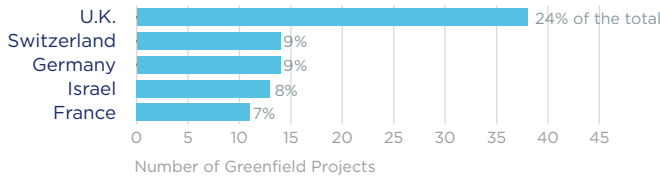
Country	Employment
United Kingdom	26,300
Netherlands	22,600
Canada	13,500
France	10,700
Germany	9,200

On a country basis, U.K. companies operating in Maryland represented 23% of total foreign affiliate employment in Maryland, with U.K. multinationals supporting approximately 8,400 more jobs in 2018 than in 2010.

Jobs directly supported by European investment. Total European-related jobs are likely to be higher, because these figures do not include jobs created by trade flows, indirect employment effects through distributors or suppliers, or via non-equity arrangements such as strategic alliances, joint ventures, or other deals.



Sources of Greenfield Foreign Direct Investment (FDI)



Number of projects does not directly translate to value of projects or jobs added. Greenfield FDI is investment in new assets.



Maryland Goods Exports to Europe, 2019

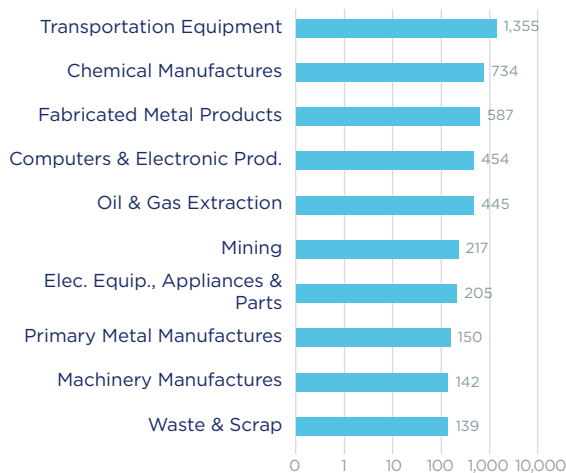
\$4.9 bn

The state's top exports are transportation equipment, chemicals, and metal products.

Top European Export Markets, 2019

Country	Exports (\$ millions)
France	1,943
Netherlands	707
United Kingdom	550
Belgium	420
Germany	331

Top Ten Exports to Europe, 2019 (\$ millions)



Maryland Goods Imports from Europe, 2019

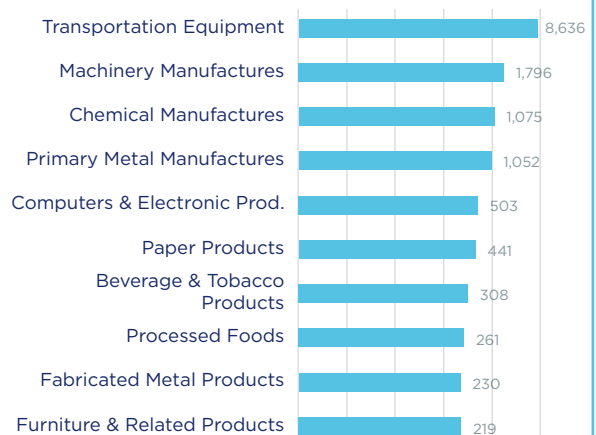
\$15.6 bn

Transportation equipment and machinery manufactures were the top product imports.

Top European Import Markets, 2019

Country	Imports (\$ millions)
United Kingdom	4,402
Germany	4,372
Sweden	860
Italy	826
Finland	665

Top Ten Imports from Europe, 2019 (\$ millions)



Sources: Bureau of Economic Analysis; U.S. Census Bureau; U.S. Department of Commerce; SelectUSA.