



# Malta and the United States

## United States in Malta

**1,773**



Jobs

## Malta in the United States

**844**

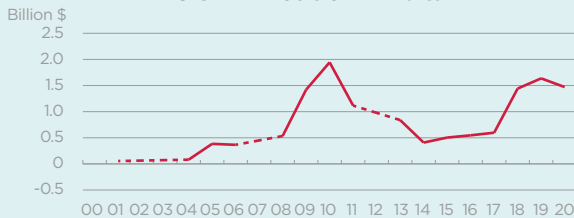
Jobs directly supported by majority-owned affiliates. Estimates for 2020. Total U.S.-related jobs are likely to be higher, because these figures do not include jobs created by trade flows, indirect employment effects through distributors or suppliers, or via non-equity arrangements such as strategic alliances, joint ventures, or other deals.

**\$1.5 bn**

### Foreign Direct Investment (FDI), 2020

Despite the country's tiny population (just 525,000 people), Malta has attracted a relatively large amount of foreign direct investment from the U.S. The investment position of the U.S. in Malta amounted to \$1.5 billion in 2020. In addition, American investment directly supported jobs for roughly 1,800 workers in Malta, according to 2020 estimates. Meanwhile, Malta's direct investment position in the U.S. was \$2.2 billion in 2020, which is markedly higher from its near-zero levels of investment prior to 2010.

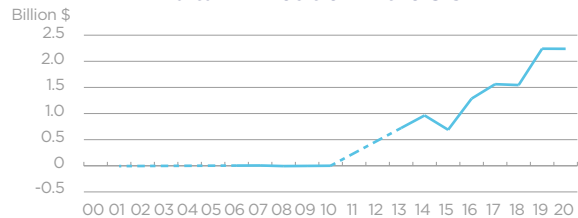
#### U.S. FDI Position in Malta



**\$2.2 bn**

### Foreign Direct Investment (FDI), 2020

#### Malta FDI Position in the U.S.



Foreign direct investment position, historic-cost basis, 2000-2020.

Note: Dotted line indicates that data has been suppressed for a particular year to avoid disclosure of individual company data.

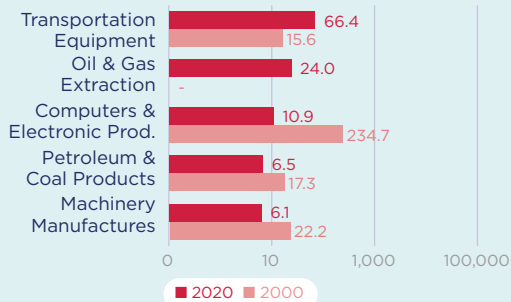
**\$138 m**

### U.S. Goods Exports to Malta, 2020

**2.3%** The U.S. supplied 2.3% of Malta's total imports...

**6.6%** ...but the U.S. share increases to 6.6% when intra-EU trade is excluded from the total.

#### Top Five U.S. Goods Exports to Malta (\$ millions)



#### Top State Exporters of Goods to Malta (\$ millions)



Trade in Goods

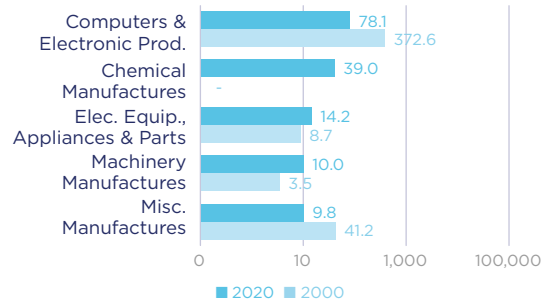
**\$172 m**

### U.S. Goods Imports from Malta, 2020

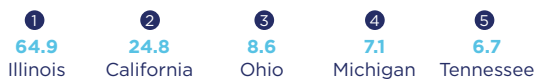
**4.9%** The U.S. received 4.9% of the total goods Malta exported to the world...

**9.8%** ...but the U.S. share increases to 9.8% when intra-EU trade is excluded from the total.

#### Top Five U.S. Goods Imports from Malta (\$ millions)



#### Top State Importers of Goods from Malta (\$ millions)



**\$0.5 bn**

### U.S. Services Exports to Malta, 2020



Trade in Services

**\$0.6 bn**

### U.S. Services Imports from Malta, 2020

Note: U.K. included in EU for purposes of calculating intra-EU trade.

Sources: Bureau of Economic Analysis; U.S. Commerce Department; International Monetary Fund; Office of Trade and Economic Analysis.