



Malta and the United States

United States in Malta

1,625



Jobs

Malta in the United States

1,230

Jobs directly supported by majority-owned affiliates. Estimates for 2019. Total U.S.-related jobs are likely to be higher, because these figures do not include jobs created by trade flows, indirect employment effects through distributors or suppliers, or via non-equity arrangements such as strategic alliances, joint ventures, or other deals.

\$0.6 bn



Investment

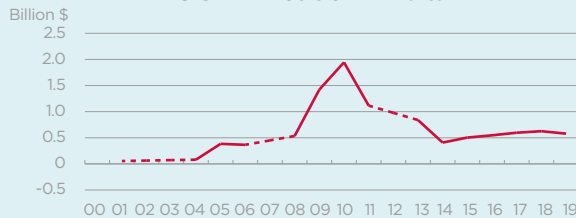
Foreign Direct Investment (FDI), 2019

Despite the country's tiny population (just 500,000 people), Malta has attracted a relatively large amount of foreign direct investment from the U.S. The investment position of the U.S. in Malta amounted to \$579 million in 2019. In addition, American investment directly supported jobs for roughly 1,600 Maltese workers, according to 2019 estimates. Meanwhile, Malta's direct investment position in the U.S. was \$2 billion in 2019, which is markedly higher from its near-zero levels of investment prior to 2010.

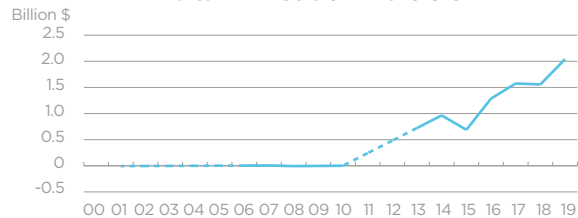
\$2.0 bn

Foreign Direct Investment (FDI), 2019

U.S. FDI Position in Malta



Malta FDI Position in the U.S.



Foreign direct investment position, historic-cost basis, 2000-2019.

Note: Dotted line indicates that data has been suppressed for a particular year to avoid disclosure of individual company data.

\$143 m



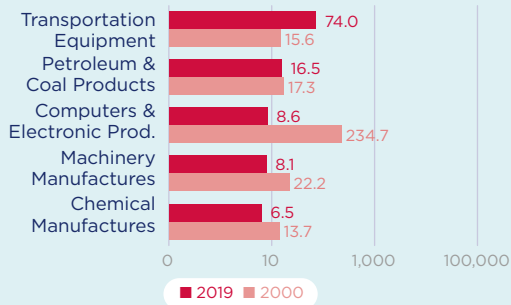
Trade in Goods

U.S. Goods Exports to Malta, 2019

1.9% The U.S. supplied 1.9% of Malta's total imports...

7.2% ...but the U.S. share increases to 7.2% when intra-EU trade is excluded from the total.

Top Five U.S. Goods Exports to Malta (\$ millions)



Top State Exporters of Goods to Malta (\$ millions)



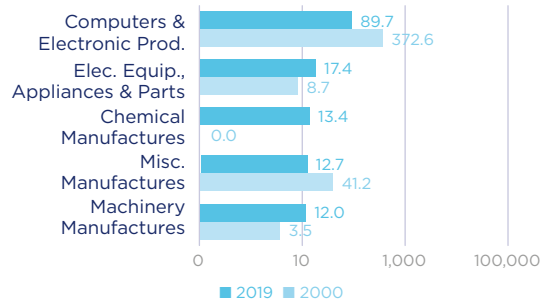
\$172 m

U.S. Goods Imports from Malta, 2019

4.3% The U.S. received 4.3% of the total goods Malta exported to the world...

8.9% ...but the U.S. share increases to 8.9% when intra-EU trade is excluded from the total.

Top Five U.S. Goods Imports from Malta (\$ millions)



Top State Importers of Goods from Malta (\$ millions)



\$1.4 bn



Trade in Services

U.S. Services Exports to Malta, 2019

\$0.7 bn

U.S. Services Imports from Malta, 2019

Note: U.K. included in EU for purposes of calculating intra-EU trade.

Sources: Bureau of Economic Analysis; U.S. Commerce Department; International Monetary Fund; Office of Trade and Economic Analysis.