


## **Maine and Europe**

### Jobs



### Employment within Maine, 2018

Country	Employment
Netherlands	17,500*
Canada	9,400
United Kingdom	2,600
Switzerland	2,500
Germany	1,700

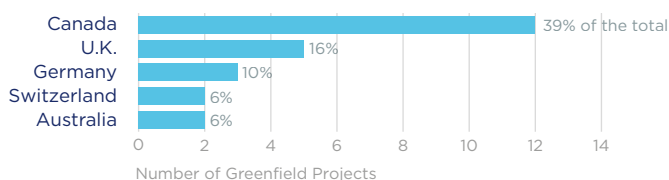
On a country basis, Dutch companies operating in Maine represented 48% of total foreign affiliate employment in Maine, with Dutch multinationals supporting approximately 17,400 more jobs in 2018 than in 2010.

\*Netherlands employment data suppressed to avoid disclosure of individual company data. Range of 10,000 - 24,999 employees given.

Jobs directly supported by European investment. Total European-related jobs are likely to be higher, because these figures do not include jobs created by trade flows, indirect employment effects through distributors or suppliers, or via non-equity arrangements such as strategic alliances, joint ventures, or other deals.

### Investment

### Sources of Greenfield Foreign Direct Investment (FDI)



Number of projects does not directly translate to value of projects or jobs added. Greenfield FDI is investment in new assets.

### Trade

### Maine Goods Exports to Europe, 2019

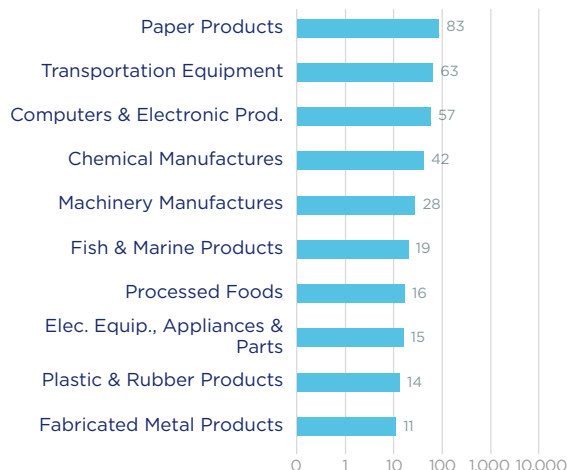
**\$445.8 m**

Paper products and transportation equipment are the state's top exports to Europe.

#### Top European Export Markets, 2019

Country	Exports (\$ millions)
Italy	86
Netherlands	67
United Kingdom	64
Germany	58
Belgium	40

#### Top Ten Exports to Europe, 2019 (\$ millions)



### Maine Goods Imports from Europe, 2019

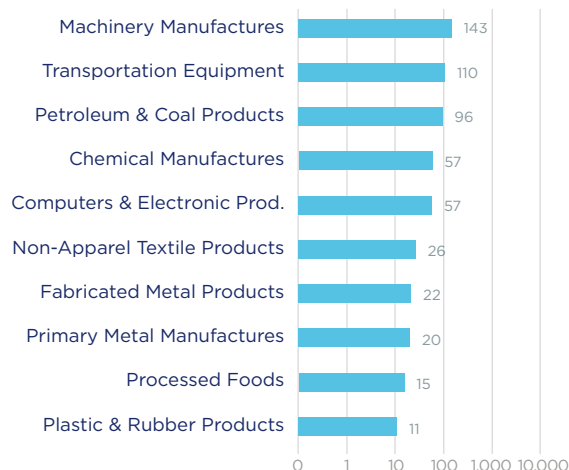
**\$720.1 m**

Machinery manufactures represent 20% of Maine's total imports from Europe, followed by transportation equipment and petroleum & coal.

#### Top European Import Markets, 2019

Country	Imports (\$ millions)
Germany	177
United Kingdom	91
Italy	58
Netherlands	52
France	51

#### Top Ten Imports from Europe, 2019 (\$ millions)



Sources: Bureau of Economic Analysis; U.S. Census Bureau; U.S. Department of Commerce; SelectUSA.