

Luxembourg and the United States

United States in Luxembourg

29,150



Luxembourg in the United States

19,987

Jobs directly supported by majority-owned affiliates. Estimates for 2019. Total U.S.-related jobs are likely to be higher, because these figures do not include jobs created by trade flows, indirect employment effects through distributors or suppliers, or via non-equity arrangements such as strategic alliances, joint ventures, or other deals.

\$766.1 bn



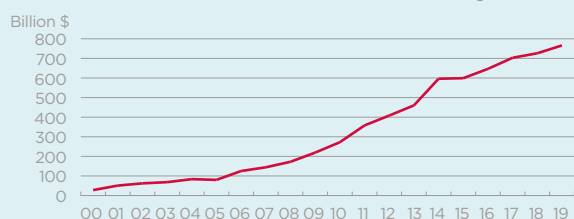
Foreign Direct Investment (FDI), 2019

Investment between the U.S. and Luxembourg is skewed in favor of Luxembourg. Estimated U.S. foreign affiliate sales in Luxembourg were about twelve times greater than sales of Luxembourg affiliates in the U.S. Although direct investment in the U.S. by Luxembourg-based companies has been trending upward, total affiliate employment has fallen from a peak of 38,300 in 2010 to an estimated 20,000 in 2019. This is in contrast to the 77% rise in U.S. affiliate employment in Luxembourg since 2010, and explains the large shift in the employment balance since the start of the decade.

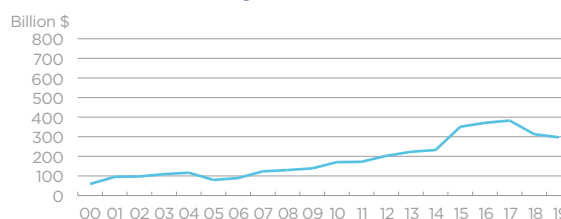
\$297.1 bn

Foreign Direct Investment (FDI), 2019

U.S. FDI Position in Luxembourg



Luxembourg FDI Position in the U.S.



Foreign direct investment position, historic-cost basis, 2000-2019.

\$1.9 bn



U.S. Goods Exports to Luxembourg, 2019

3.2% The U.S. supplied 3.2% of Luxembourg's total imports...

20.9% ...but the U.S. share increases to 20.9% when intra-EU trade is excluded from the total.

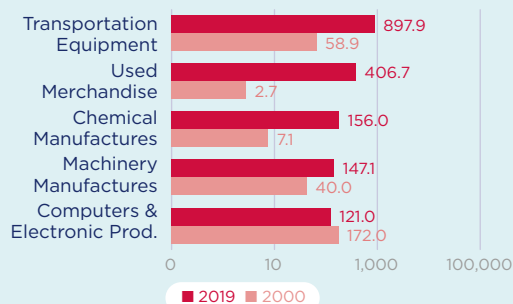
\$0.6 bn

U.S. Goods Imports from Luxembourg, 2019

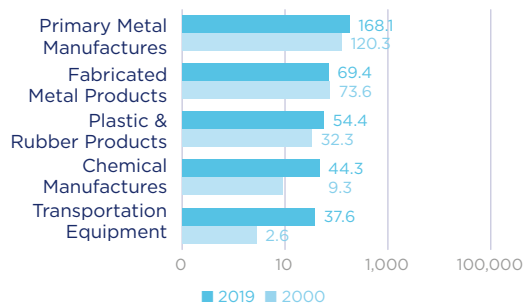
2.8% The U.S. received 2.8% of the total goods Luxembourg exported to the world...

17.0% ...but the U.S. share increases to 17.0% when intra-EU trade is excluded from the total.

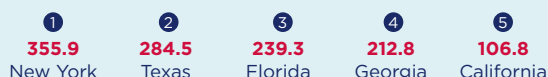
Top Five U.S. Goods Exports to Luxembourg (\$ millions)



Top Five U.S. Goods Imports from Luxembourg (\$ millions)



Top State Exporters of Goods to Luxembourg (\$ millions)



Top State Importers of Goods from Luxembourg (\$ millions)



\$7.5 bn



U.S. Services Exports to Luxembourg, 2019

\$1.7 bn

U.S. Services Imports from Luxembourg, 2019

Note: U.K. included in EU for purposes of calculating intra-EU trade. Sources: Bureau of Economic Analysis; U.S. Commerce Department; International Monetary Fund; Office of Trade and Economic Analysis.