



Lithuania and the United States

United States in Lithuania

Lithuania in the United States

5,122



0

Jobs directly supported by majority-owned affiliates. Estimates for 2020. Total U.S.-related jobs are likely to be higher, because these figures do not include jobs created by trade flows, indirect employment effects through distributors or suppliers, or via non-equity arrangements such as strategic alliances, joint ventures, or other deals.

\$182 m

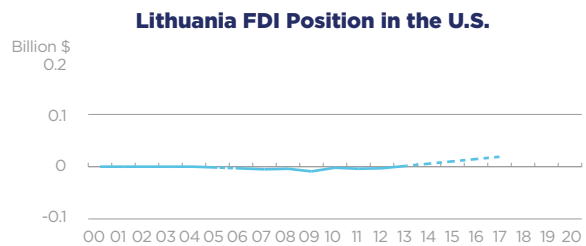
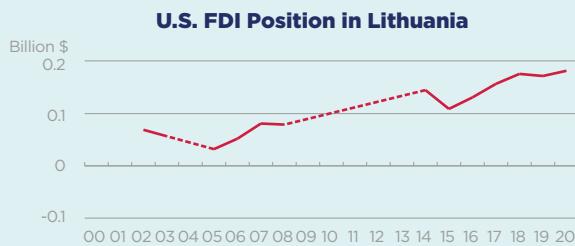


\$19 m

Foreign Direct Investment (FDI), 2020

Foreign Direct Investment (FDI), 2017*

The U.S. FDI position in Lithuania remains small, but has more than doubled since the start of the century. U.S. affiliate employment in Lithuania has also been rising, with jobs increasing from 2,200 in 2016 to an estimated 5,122 in 2020. U.S. foreign affiliate sales in Lithuania amounted to \$598 billion in 2020, with real value added by U.S. affiliates coming in at \$395 billion, according to estimates.



Foreign direct investment position, historic-cost basis, 2000-2020.

Note: Dotted line indicates that data has been suppressed for a particular year to avoid disclosure of individual company data.

*Latest year of available data. Negative FDI positions can occur when the loans from the affiliate to the parent company exceed the equity and debt investments from the parent to the affiliate, or if a foreign affiliate incurs sufficiently large losses.

\$1.0 bn



\$1.3 bn

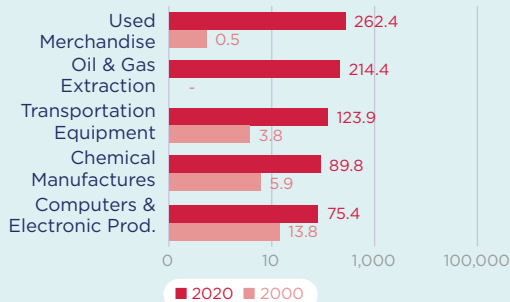
U.S. Goods Exports to Lithuania, 2020

U.S. Goods Imports from Lithuania, 2020

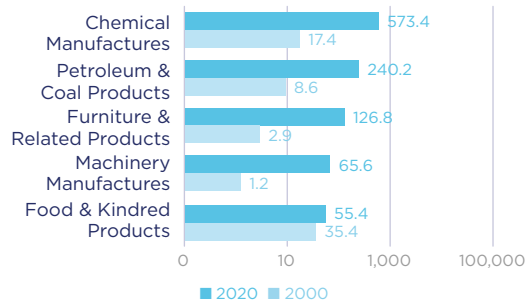
1.7% The U.S. supplied 1.7% of Lithuania's total imports...
6.3% ...but the U.S. share increases to 6.3% when intra-EU trade is excluded from the total.

4.4% The U.S. received 4.4% of the total goods Lithuania exported to the world...
11.1% ...but the U.S. share increases to 11.1% when intra-EU trade is excluded from the total.

Top Five U.S. Goods Exports to Lithuania (\$ millions)



Top Five U.S. Goods Imports from Lithuania (\$ millions)



Top State Exporters of Goods to Lithuania (\$ millions)



Top State Importers of Goods from Lithuania (\$ millions)



\$132 m



\$185 m

U.S. Services Exports to Lithuania, 2020

U.S. Services Imports from Lithuania, 2020

Note: U.K. included in EU for purposes of calculating intra-EU trade.

Sources: Bureau of Economic Analysis; U.S. Commerce Department; International Monetary Fund; Office of Trade and Economic Analysis; United Nations.