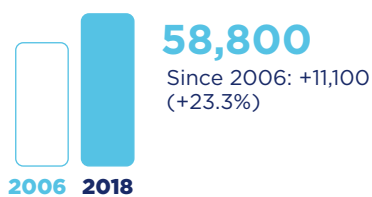


Kentucky and Europe



Employment within Kentucky, 2018

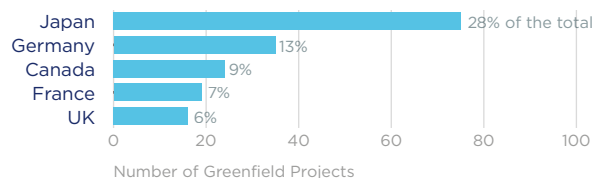
Country	Employment
Japan	43,700
Germany	16,900
France	12,000
Canada	10,500
United Kingdom	9,500

On a country basis, German companies operating in Kentucky represented 12% of total foreign affiliate employment in Kentucky, with German multinationals supporting approximately 7,400 more jobs in 2018 than in 2010.

Jobs directly supported by European investment. Total European-related jobs are likely to be higher, because these figures do not include jobs created by trade flows, indirect employment effects through distributors or suppliers, or via non-equity arrangements such as strategic alliances, joint ventures, or other deals.



Sources of Greenfield Foreign Direct Investment (FDI)



Number of projects does not directly translate to value of projects or jobs added. Greenfield FDI is investment in new assets.



Kentucky Goods Exports to Europe, 2019

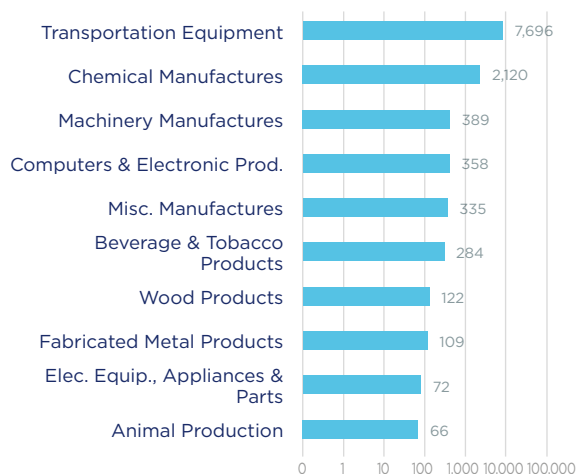
\$11.8 bn

Reflecting the large presence of automobile manufacturers in the state, Kentucky's top export to Europe in 2019 was transportation equipment (65% of total exports).

Top European Export Markets, 2019

Country	Exports (\$ millions)
United Kingdom	3,553
France	3,509
Germany	1,197
Netherlands	1,127
Austria	846

Top Ten Exports to Europe, 2019 (\$ millions)



Kentucky Goods Imports from Europe, 2019

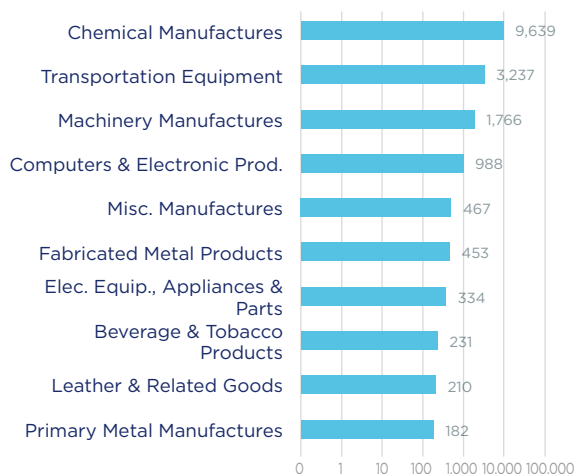
\$23.0 bn

Chemical manufactures were the state's largest import, followed by transportation equipment.

Top European Import Markets, 2019

Country	Imports (\$ millions)
Switzerland	4,884
Ireland	4,262
Germany	3,098
France	2,600
Netherlands	1,750

Top Ten Imports from Europe, 2019 (\$ millions)



Sources: Bureau of Economic Analysis; U.S. Census Bureau; U.S. Department of Commerce; SelectUSA.