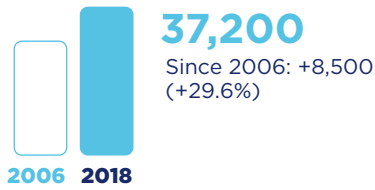


Kansas and Europe



Employment within Kansas, 2018

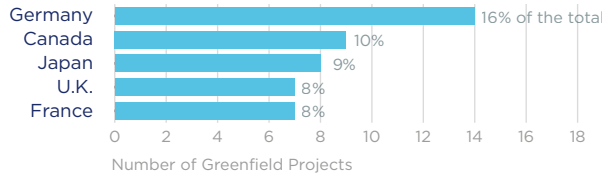
Country	Employment
Japan	11,500
Canada	9,300
United Kingdom	8,600
Switzerland	7,100
Germany	6,700

On a country basis, U.K. companies operating in Kansas represented 12% of total foreign affiliate employment in Kansas, with U.K. multinationals supporting approximately 2,800 more jobs in 2018 than in 2010.

Jobs directly supported by European investment. Total European-related jobs are likely to be higher, because these figures do not include jobs created by trade flows, indirect employment effects through distributors or suppliers, or via non-equity arrangements such as strategic alliances, joint ventures, or other deals.



Sources of Greenfield Foreign Direct Investment (FDI)



Number of projects does not directly translate to value of projects or jobs added. Greenfield FDI is investment in new assets.



Kansas Goods Exports to Europe, 2019

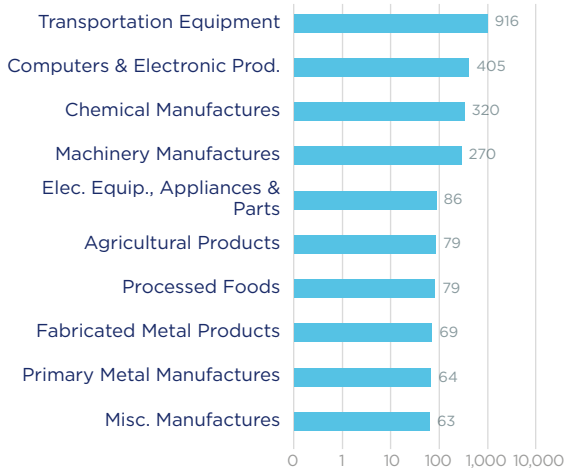
\$2.6 bn

Almost 75% of Kansas's exports to Europe was concentrated in four main export categories: transportation equipment, computer & electronic products, chemicals and machinery.

Top European Export Markets, 2019

Country	Exports (\$ millions)
Germany	508
United Kingdom	463
France	234
Austria	154
Spain	152

Top Ten Exports to Europe, 2019 (\$ millions)



Kansas Goods Imports from Europe, 2019

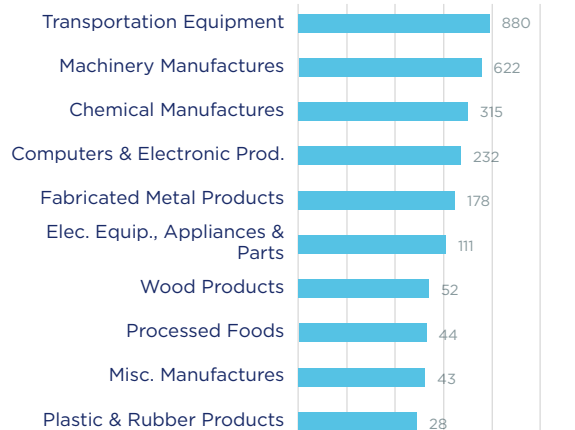
\$3.1 bn

Transportation equipment represented 28% of the state's total imports from Europe.

Top European Import Markets, 2019

Country	Imports (\$ millions)
Germany	927
United Kingdom	513
Italy	326
France	296
Turkey	133

Top Ten Imports from Europe, 2019 (\$ millions)



Sources: Bureau of Economic Analysis; U.S. Census Bureau; U.S. Department of Commerce; SelectUSA.