

# Italy and the United States

## United States in Italy

**251,471**



## Italy in the United States

**92,768**

Jobs directly supported by majority-owned affiliates. Estimates for 2020. Total U.S.-related jobs are likely to be higher, because these figures do not include jobs created by trade flows, indirect employment effects through distributors or suppliers, or via non-equity arrangements such as strategic alliances, joint ventures, or other deals.

**\$31.1 bn**

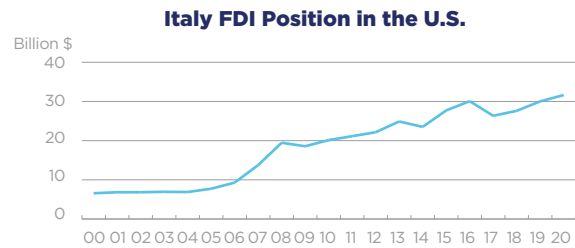
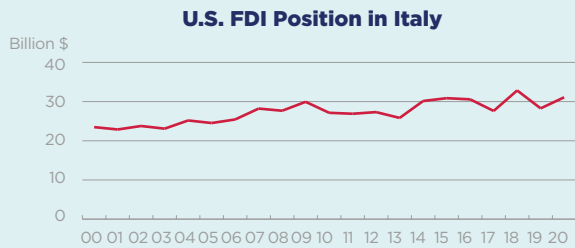


### Foreign Direct Investment (FDI), 2020

America's FDI position has been relatively flat over the past two decades, while Italian investment in the U.S. has risen steadily, up almost 400% since 2000. In 2020, Italy benefited more with regards to affiliate sales, value added and employment. For example, value added by U.S. affiliates in Italy was three times the value added of Italian companies in the U.S. Also, affiliates of U.S.-owned companies supported about 160,000 more jobs in Italy than Italian multinationals supported in the U.S., according to 2020 estimates.

**\$31.6 bn**

### Foreign Direct Investment (FDI), 2020



Foreign direct investment position, historic-cost basis, 2000-2020.

**\$19.9 bn**



### U.S. Goods Exports to Italy, 2020

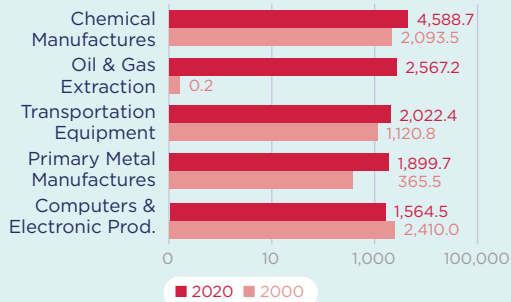
**3.9%** The U.S. supplied 3.9% of Italy's total imports...  
**10.0%** ...but the U.S. share increases to 10.0% when intra-EU trade is excluded from the total.

**\$49.4 bn**

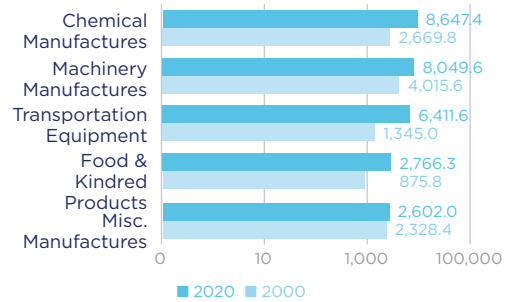
### U.S. Goods Imports from Italy, 2020

**9.7%** The U.S. received 9.7% of the total goods Italy exported to the world...  
**22.3%** ...but the U.S. share increases to 22.3% when intra-EU trade is excluded from the total.

#### Top Five U.S. Goods Exports to Italy (\$ millions)



#### Top Five U.S. Goods Imports from Italy (\$ millions)



#### Top State Exporters of Goods to Italy (\$ millions)



#### Top State Importers of Goods from Italy (\$ millions)



**\$5.8 bn**



### U.S. Services Exports to Italy, 2020

**\$4.5 bn**

### U.S. Services Imports from Italy, 2020

Note: U.K. included in EU for purposes of calculating intra-EU trade.  
 Sources: Bureau of Economic Analysis; U.S. Commerce Department; International Monetary Fund; Office of Trade and Economic Analysis.