

Italy and the United States

United States in Italy

253,919



Jobs

Italy in the United States

96,038

Jobs directly supported by majority-owned affiliates. Estimates for 2019. Total U.S.-related jobs are likely to be higher, because these figures do not include jobs created by trade flows, indirect employment effects through distributors or suppliers, or via non-equity arrangements such as strategic alliances, joint ventures, or other deals.

\$34.9 bn



Investment

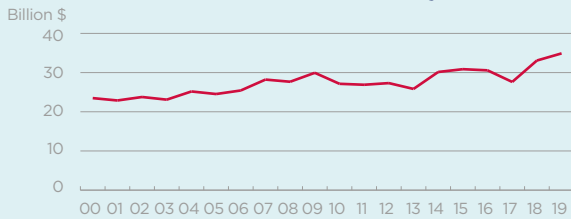
Foreign Direct Investment (FDI), 2019

America's FDI position in Italy continued to climb in 2019, after having stalled since 2009. Meanwhile, Italian investment in the U.S. has been climbing steadily, up almost 400% since 2000. In 2019, Italy benefited more with regards to affiliate sales, value added and employment. For example, value added by U.S. affiliates in Italy was more than three times the value added of Italian companies in the U.S. Also, affiliates of U.S.-owned companies supported about 160,000 more jobs in Italy than Italian multinationals supported in the U.S., according to 2019 estimates.

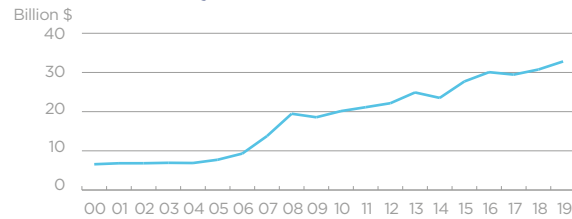
\$32.8 bn

Foreign Direct Investment (FDI), 2019

U.S. FDI Position in Italy



Italy FDI Position in the U.S.



Foreign direct investment position, historic-cost basis, 2000-2019.

\$23.8 bn



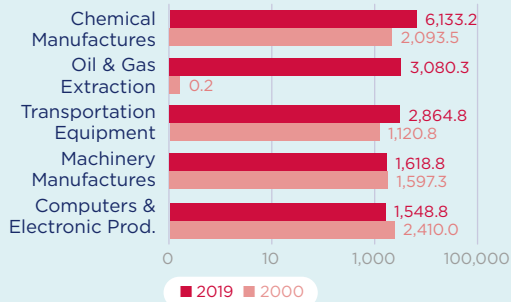
Trade in Goods

U.S. Goods Exports to Italy, 2019

4.0% The U.S. supplied 4.0% of Italy's total imports...

9.8% ...but the U.S. share increases to 9.8% when intra-EU trade is excluded from the total.

Top Five U.S. Goods Exports to Italy (\$ millions)



Top State Exporters of Goods to Italy (\$ millions)



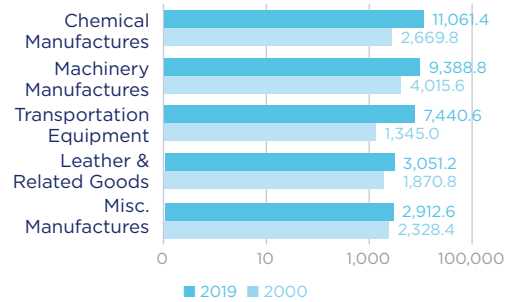
\$57.3 bn

U.S. Goods Imports from Italy, 2019

9.6% The U.S. received 9.6% of the total goods Italy exported to the world...

21.6% ...but the U.S. share increases to 21.6% when intra-EU trade is excluded from the total.

Top Five U.S. Goods Imports from Italy (\$ millions)



Top State Importers of Goods from Italy (\$ millions)



\$9.6 bn



Trade in Services

U.S. Services Exports to Italy, 2019

\$12.1 bn

U.S. Services Imports from Italy, 2019

Note: U.K. included in EU for purposes of calculating intra-EU trade. Sources: Bureau of Economic Analysis; U.S. Commerce Department; International Monetary Fund; Office of Trade and Economic Analysis.