


Illinois and Europe



Employment within Illinois, 2018

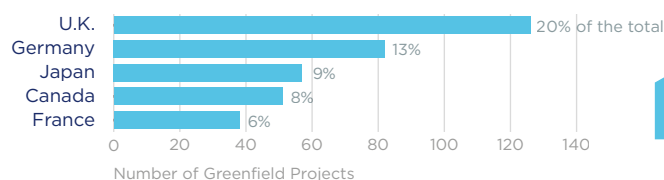
Country	Employment
United Kingdom	75,500
Germany	47,600
Japan	45,100
Canada	37,800
France	33,700

On a country basis, U.K. companies operating in Illinois represented 20% of total foreign affiliate employment in Illinois, with U.K. multinationals supporting approximately 24,600 more jobs in 2018 than in 2010.

Jobs directly supported by European investment. Total European-related jobs are likely to be higher, because these figures do not include jobs created by trade flows, indirect employment effects through distributors or suppliers, or via non-equity arrangements such as strategic alliances, joint ventures, or other deals.



Sources of Greenfield Foreign Direct Investment (FDI)



Number of projects does not directly translate to value of projects or jobs added. Greenfield FDI is investment in new assets.



Illinois Goods Exports to Europe, 2019

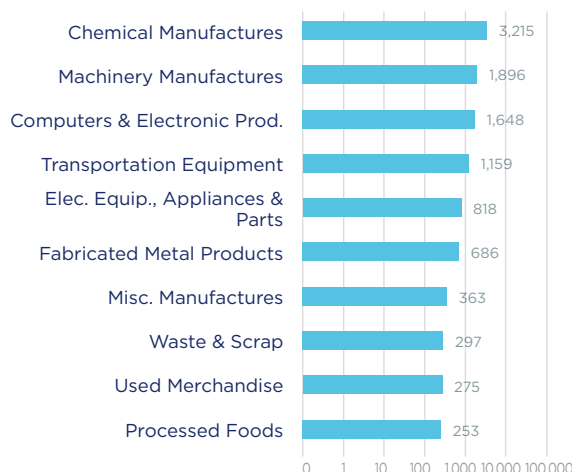
\$11.5 bn

Chemicals and machinery are top exports, followed by computers & electronic products and transportation equipment.

Top European Export Markets, 2019

Country	Exports (\$ millions)
Germany	3,309
United Kingdom	1,632
Netherlands	1,199
Belgium	1,104
France	1,006

Top Ten Exports to Europe, 2019 (\$ millions)



Illinois Goods Imports from Europe, 2019

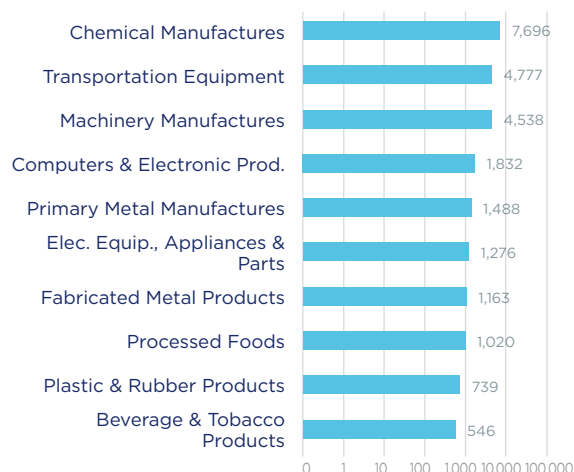
\$33.5 bn

Chemicals, transportation equipment, machinery and computers are also the state's top imports from Europe.

Top European Import Markets, 2019

Country	Imports (\$ millions)
Germany	8,246
Netherlands	5,518
France	3,872
Italy	3,659
United Kingdom	3,047

Top Ten Imports from Europe, 2019 (\$ millions)



Sources: Bureau of Economic Analysis; U.S. Census Bureau; U.S. Department of Commerce; SelectUSA.