

Idaho and Europe



Employment within Idaho, 2018

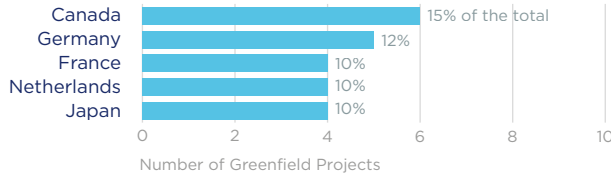
Country	Employment
Canada	3,200
France	2,800
Germany	2,500
United Kingdom	2,200
Switzerland	1,000

On a country basis, French companies operating in Idaho represented 16% of total foreign affiliate employment in Idaho, with French multinationals supporting approximately 100 more jobs in 2018 than in 2010.

Jobs directly supported by European investment. Total European-related jobs are likely to be higher, because these figures do not include jobs created by trade flows, indirect employment effects through distributors or suppliers, or via non-equity arrangements such as strategic alliances, joint ventures, or other deals.



Sources of Greenfield Foreign Direct Investment (FDI)



Number of projects does not directly translate to value of projects or jobs added. Greenfield FDI is investment in new assets.



Idaho Goods Exports to Europe, 2019

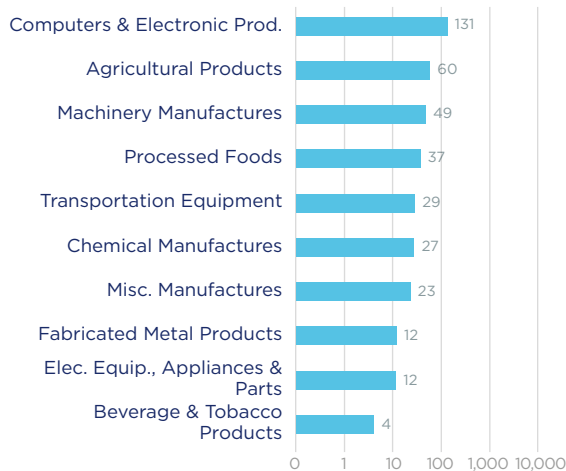
\$409.3 m

Computers & electronic products made up almost one-third of total exports to Europe.

Top European Export Markets, 2019

Country	Exports (\$ millions)
United Kingdom	111
Netherlands	91
Germany	49
Spain	26
France	20

Top Ten Exports to Europe, 2019 (\$ millions)



Idaho Goods Imports from Europe, 2019

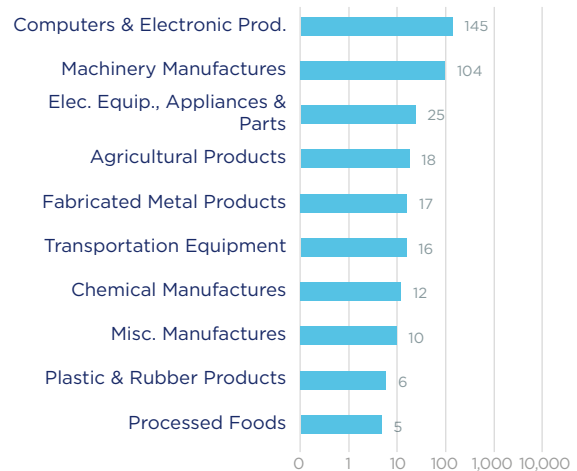
\$394.7 m

Computers & electronic products represented 37% of the state's total imports from Europe.

Top European Import Markets, 2019

Country	Imports (\$ millions)
Germany	75
Italy	46
Greece	42
United Kingdom	34
Netherlands	34

Top Ten Imports from Europe, 2019 (\$ millions)



Sources: Bureau of Economic Analysis; U.S. Census Bureau; U.S. Department of Commerce; SelectUSA.