

# Hungary and the United States

## United States in Hungary

## Hungary in the United States

**65,601**



**188**

Jobs directly supported by majority-owned affiliates. Estimates for 2020. Total U.S.-related jobs are likely to be higher, because these figures do not include jobs created by trade flows, indirect employment effects through distributors or suppliers, or via non-equity arrangements such as strategic alliances, joint ventures, or other deals.

**\$13.3 bn**

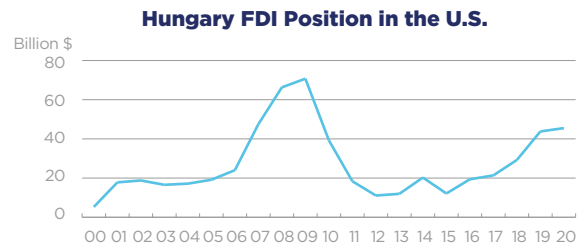
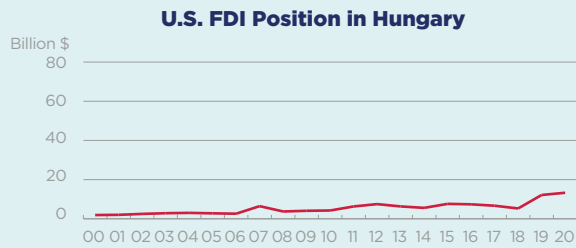


**\$45.5 bn**

### Foreign Direct Investment (FDI), 2020

### Foreign Direct Investment (FDI), 2020

America's investment base in Hungary increased to \$13.3 billion in 2020, and U.S. affiliate employment in Hungary ranked fourth among EU13 countries. Value added by U.S.-owned affiliates totaled \$4.1 billion in 2020, according to estimates. Meanwhile, Hungarian investment in the U.S. increased slightly in 2020 to over \$45 billion, though total investment remains below its peak of \$70.7 billion in 2009.



Foreign direct investment position, historic-cost basis, 2000-2020.

**\$2.1 bn**



**\$5.3 bn**

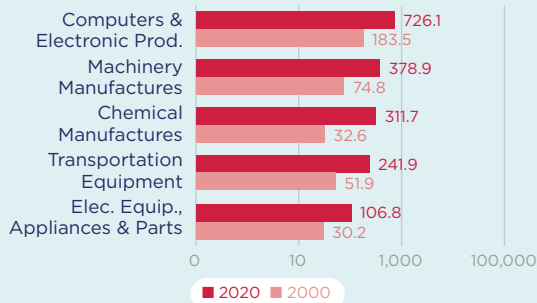
### U.S. Goods Exports to Hungary, 2020

### U.S. Goods Imports from Hungary, 2020

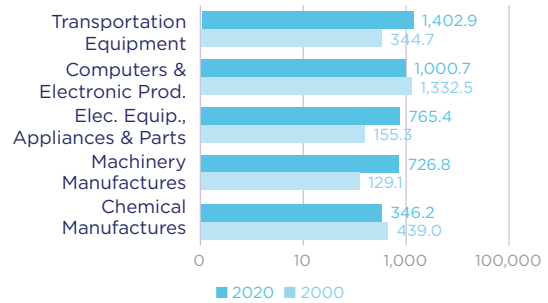
**1.7%** The U.S. supplied 1.7% of Hungary's total imports...  
**5.9%** ...but the U.S. share increases to 5.9% when intra-EU trade is excluded from the total.

**2.7%** The U.S. received 2.7% of the total goods Hungary exported to the world...  
**14.6%** ...but the U.S. share increases to 14.6% when intra-EU trade is excluded from the total.

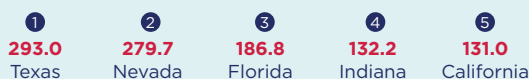
#### Top Five U.S. Goods Exports to Hungary (\$ millions)



#### Top Five U.S. Goods Imports from Hungary (\$ millions)



#### Top State Exporters of Goods to Hungary (\$ millions)



#### Top State Importers of Goods from Hungary (\$ millions)



**\$0.9 bn**



**\$0.4 bn**

### U.S. Services Exports to Hungary, 2020

### U.S. Services Imports from Hungary, 2020

Note: U.K. included in EU for purposes of calculating intra-EU trade.  
 Sources: Bureau of Economic Analysis; U.S. Commerce Department; International Monetary Fund; Office of Trade and Economic Analysis.