

Hungary and the United States

United States in Hungary

69,066



Hungary in the United States

205

Jobs directly supported by majority-owned affiliates. Estimates for 2019. Total U.S.-related jobs are likely to be higher, because these figures do not include jobs created by trade flows, indirect employment effects through distributors or suppliers, or via non-equity arrangements such as strategic alliances, joint ventures, or other deals.

\$6.1 bn

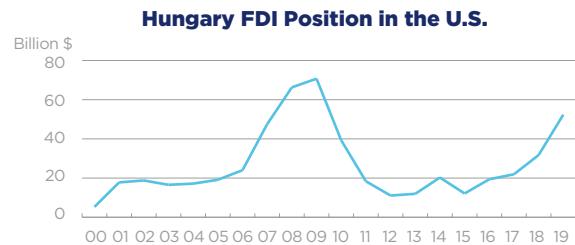
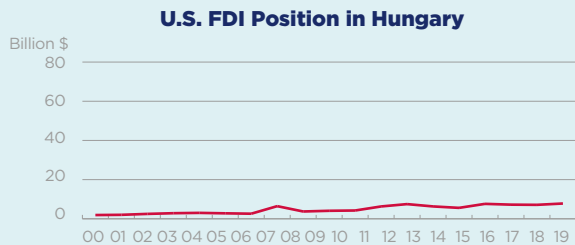


Foreign Direct Investment (FDI), 2019

America's investment base in Hungary amounted to \$6.1 billion in 2019, which was 7% lower than the prior year. U.S. affiliate employment in Hungary ranked fourth among EU13 countries. Value added by U.S.-owned affiliates totaled \$3.9 billion in 2019, according to estimates. Meanwhile, Hungarian investment in the U.S. increased by 65% in 2019 to over \$52 billion, though total investment remains below its peak of \$70.7 billion in 2009.

\$52.4 bn

Foreign Direct Investment (FDI), 2019



Foreign direct investment position, historic-cost basis, 2000-2019.

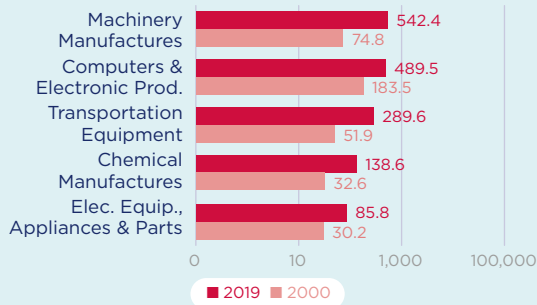
\$1.9 bn



U.S. Goods Exports to Hungary, 2019

1.7% The U.S. supplied 1.7% of Hungary's total imports...
6.3% ...but the U.S. share increases to 6.3% when intra-EU trade is excluded from the total.

Top Five U.S. Goods Exports to Hungary (\$ millions)



Top State Exporters of Goods to Hungary (\$ millions)

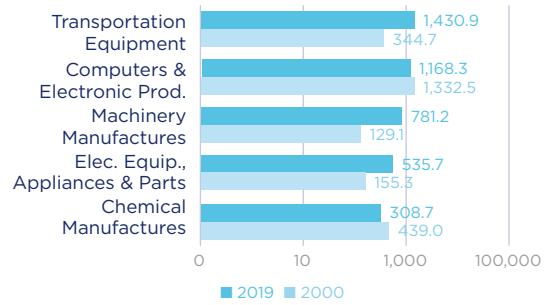


\$5.3 bn

U.S. Goods Imports from Hungary, 2019

2.4% The U.S. received 2.4% of the total goods Hungary exported to the world...
13.4% ...but the U.S. share increases to 13.4% when intra-EU trade is excluded from the total.

Top Five U.S. Goods Imports from Hungary (\$ millions)



Top State Importers of Goods from Hungary (\$ millions)



\$1.4 bn



U.S. Services Exports to Hungary, 2019

\$1.0 bn

U.S. Services Imports from Hungary, 2019

Note: U.K. included in EU for purposes of calculating intra-EU trade.
 Sources: Bureau of Economic Analysis; U.S. Commerce Department; International Monetary Fund; Office of Trade and Economic Analysis.