

Greece and the United States

United States in Greece

14,578



Jobs

Greece in the United States

3,471

Jobs directly supported by majority-owned affiliates. Estimates for 2020. Total U.S.-related jobs are likely to be higher, because these figures do not include jobs created by trade flows, indirect employment effects through distributors or suppliers, or via non-equity arrangements such as strategic alliances, joint ventures, or other deals.

\$0.1 bn



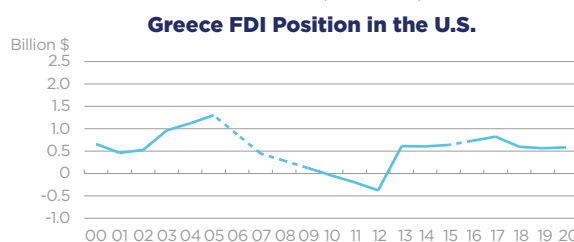
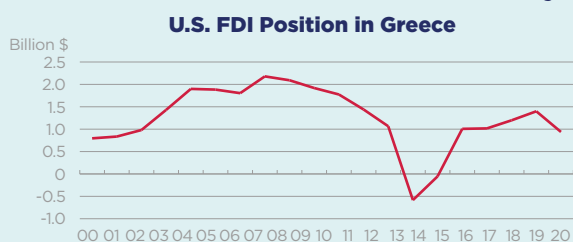
Investment

Foreign Direct Investment (FDI), 2020

Greece's investment ties with the U.S. have declined in recent years after rebounding temporarily following the global financial crisis. In 2020, America's foreign direct investment position in Greece dipped to just \$74 million, down from a recent peak of \$1.2 billion in 2017. Meanwhile, Greece's FDI position in the U.S. has been relatively stable in recent years at \$0.6 billion. Estimated U.S. affiliate sales in Greece of \$5.4 billion were three times greater than sales of Greek affiliates in the U.S. (\$1.7 billion)

\$0.6 bn

Foreign Direct Investment (FDI), 2020



Foreign direct investment position, historic-cost basis, 2000-2020.

Note: Dotted line indicates that data has been suppressed for a particular year to avoid disclosure of individual company data. Negative FDI positions can occur when the loans from the affiliate to the parent company exceed the equity and debt investments from the parent to the affiliate, or if a foreign affiliate incurs sufficiently large losses.

\$1.4 bn



Trade in Goods

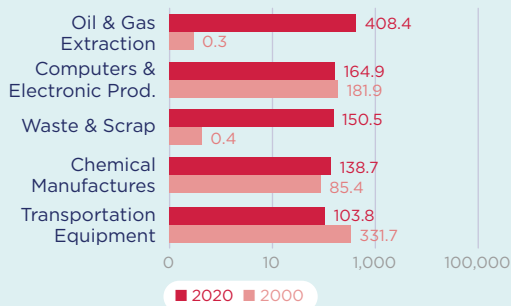
U.S. Goods Exports to Greece, 2020

2.0% The U.S. supplied 2.0% of Greece's total imports...
4.9% ...but the U.S. share increases to 4.9% when intra-EU trade is excluded from the total.

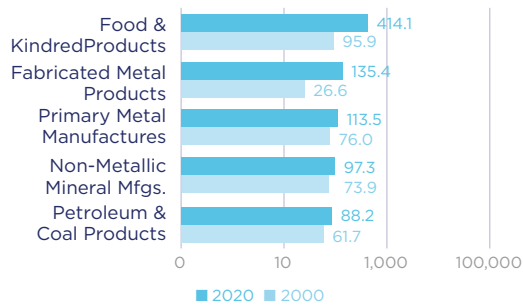
U.S. Goods Imports from Greece, 2020

3.7% The U.S. received 3.7% of the total goods Greece exported to the world...
9.6% ...but the U.S. share increases to 9.6% when intra-EU trade is excluded from the total.

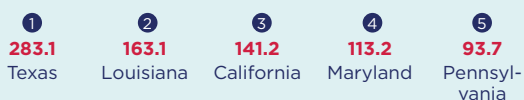
Top Five U.S. Goods Exports to Greece (\$ millions)



Top Five U.S. Goods Imports from Greece (\$ millions)



Top State Exporters of Goods to Greece (\$ millions)



Top State Importers of Goods from Greece (\$ millions)



\$1.2 bn



Trade in Services

U.S. Services Exports to Greece, 2020

\$1.9 bn

U.S. Services Imports from Greece, 2020

Sources: Bureau of Economic Analysis; U.S. Commerce Department; International Monetary Fund; Office of Trade and Economic Analysis.