

# Greece and the United States

## United States in Greece

**15,743**



## Greece in the United States

**3,792**

Jobs directly supported by majority-owned affiliates. Estimates for 2019. Total U.S.-related jobs are likely to be higher, because these figures do not include jobs created by trade flows, indirect employment effects through distributors or suppliers, or via non-equity arrangements such as strategic alliances, joint ventures, or other deals.

**\$938 m**

### Foreign Direct Investment (FDI), 2019

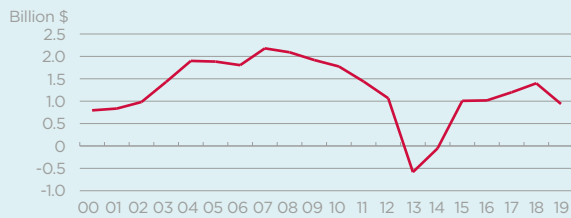


**\$639 m**

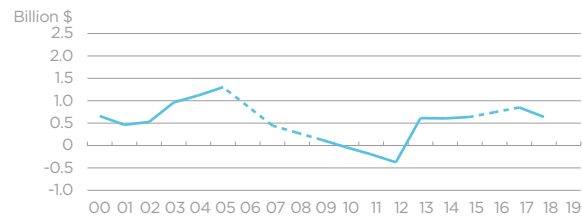
### Foreign Direct Investment (FDI), 2018\*

Greece's investment ties with the U.S. have rebounded since 2013. In 2019, America's foreign direct investment position in Greece dipped slightly below \$1 billion. Greece's FDI position in the U.S. has also improved to \$639 million in 2018, the latest year of available data. Estimated U.S. affiliate sales in Greece of \$5.8 billion were three times greater than sales of Greek affiliates in the U.S.

#### U.S. FDI Position in Greece



#### Greece FDI Position in the U.S.



Foreign direct investment position, historic-cost basis, 2000-2019.

Note: Dotted line indicates that data has been suppressed for a particular year to avoid disclosure of individual company data.

\*Latest year of available data. Negative FDI positions can occur when the loans from the affiliate to the parent company exceed the equity and debt investments from the parent to the affiliate, or if a foreign affiliate incurs sufficiently large losses.

**\$1.4 bn**

### U.S. Goods Exports to Greece, 2019



**2.2%** The U.S. supplied 2.2% of Greece's total imports...

**4.7%** ...but the U.S. share increases to 4.7% when intra-EU trade is excluded from the total.

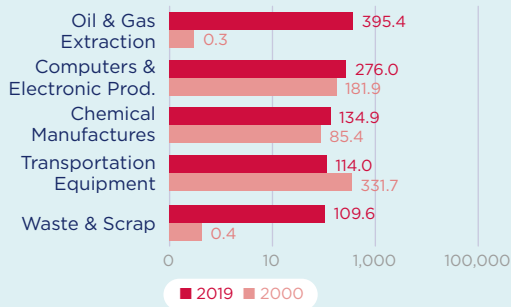
**\$1.5 bn**

### U.S. Goods Imports from Greece, 2019

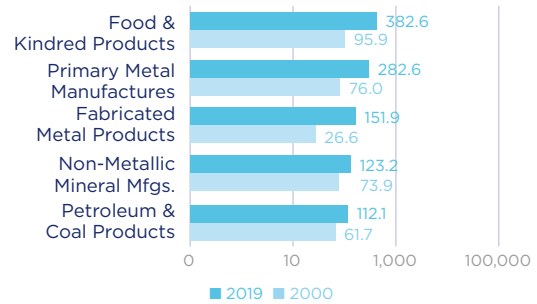
**3.9%** The U.S. received 3.9% of the total goods Greece exported to the world...

**8.8%** ...but the U.S. share increases to 8.8% when intra-EU trade is excluded from the total.

#### Top Five U.S. Goods Exports to Greece (\$ millions)



#### Top Five U.S. Goods Imports from Greece (\$ millions)



#### Top State Exporters of Goods to Greece (\$ millions)



#### Top State Importers of Goods from Greece (\$ millions)



**\$1.6 bn**

### U.S. Services Exports to Greece, 2019



**\$4.1 bn**

### U.S. Services Imports from Greece, 2019

Sources: Bureau of Economic Analysis; U.S. Commerce Department; International Monetary Fund; Office of Trade and Economic Analysis.