



Germany and the United States

United States in Germany

Germany in the United States

685,886



882,174

Jobs directly supported by majority-owned affiliates. Estimates for 2019. Total U.S.-related jobs are likely to be higher, because these figures do not include jobs created by trade flows, indirect employment effects through distributors or suppliers, or via non-equity arrangements such as strategic alliances, joint ventures, or other deals.

\$148.3 bn



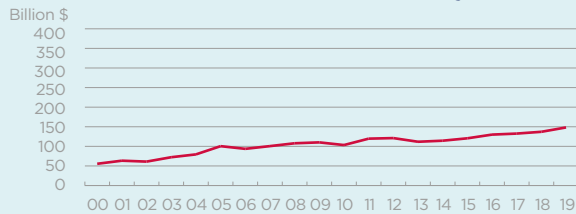
\$372.9 bn

Foreign Direct Investment (FDI), 2019

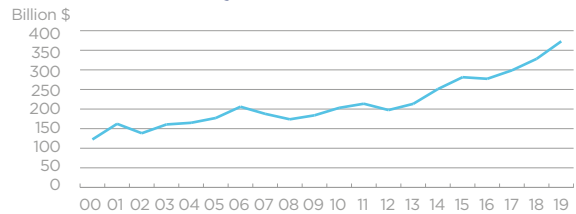
Foreign Direct Investment (FDI), 2019

The investment balance favors the U.S., with Germany's investment in the U.S. more than 2.5 times the size of U.S. investment in Germany. Wholesale trade and transportation equipment manufacturing are the largest industries when it comes to German stock of FDI in the U.S., followed by finance and insurance. The value added by German affiliates in the United States (\$135 billion) was higher than that of U.S. affiliates operating in Germany (\$87 billion), according to 2019 estimates. The employment picture is relatively balanced, with affiliates of both countries employing a combined workforce of almost 1.6 million employees.

U.S. FDI Position in Germany



Germany FDI Position in the U.S.



Foreign direct investment position, historic-cost basis, 2000-2019.

\$60.1 bn



\$127.5 bn

U.S. Goods Exports to Germany, 2019

U.S. Goods Imports from Germany, 2019

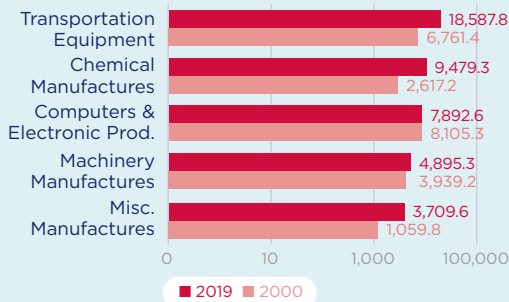
4.9% The U.S. supplied 4.9% of Germany's total imports...

14.8% ...but the U.S. share increases to 14.8% when intra-EU trade is excluded from the total.

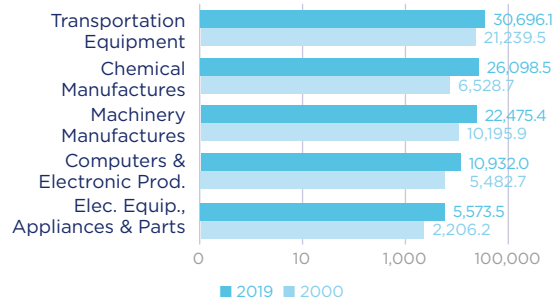
9.0% The U.S. received 9.0% of the total goods Germany exported to the world...

21.6% ...but the U.S. share increases to 21.6% when intra-EU trade is excluded from the total.


Top Five U.S. Goods Exports to Germany (\$ millions)



Top Five U.S. Goods Imports from Germany (\$ millions)



Top State Exporters of Goods to Germany (\$ millions)



Top State Importers of Goods from Germany (\$ millions)



\$36.6 bn



\$34.9 bn

U.S. Services Exports to Germany, 2019

U.S. Services Imports from Germany, 2019

Note: U.K. included in EU for purposes of calculating intra-EU trade. Sources: Bureau of Economic Analysis; U.S. Commerce Department; International Monetary Fund; Office of Trade and Economic Analysis.