


Georgia and Europe



Employment within Georgia, 2018

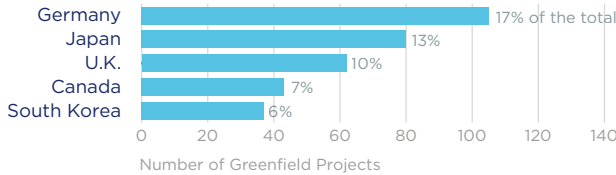
Country	Employment
Japan	37,900
United Kingdom	37,600
Canada	35,200
Germany	33,400
France	23,300

On a country basis, U.K. companies operating in Georgia represented 13% of total foreign affiliate employment in Georgia, with U.K. multinationals supporting approximately 14,300 more jobs in 2018 than in 2010.

Jobs directly supported by European investment. Total European-related jobs are likely to be higher, because these figures do not include jobs created by trade flows, indirect employment effects through distributors or suppliers, or via non-equity arrangements such as strategic alliances, joint ventures, or other deals.



Sources of Greenfield Foreign Direct Investment (FDI)



Number of projects does not directly translate to value of projects or jobs added. Greenfield FDI is investment in new assets.



Georgia Goods Exports to Europe, 2019

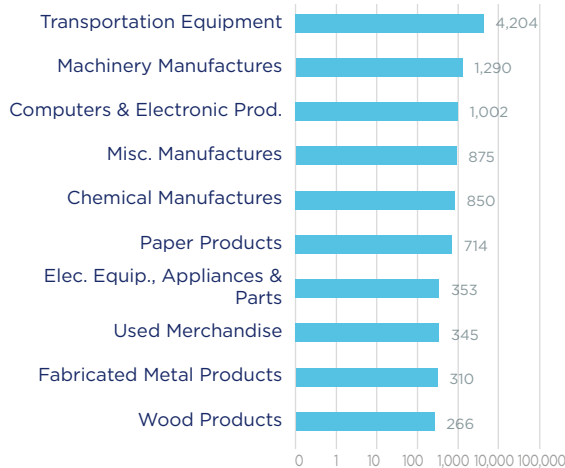
\$11.3 bn

Over 37% of Georgia's exports to Europe consist of transportation equipment.

Top European Export Markets, 2019

Country	Exports (\$ millions)
Germany	2,776
United Kingdom	1,540
Netherlands	1,332
Belgium	789
France	691

Top Ten Exports to Europe, 2019 (\$ millions)



Georgia Goods Imports from Europe, 2019

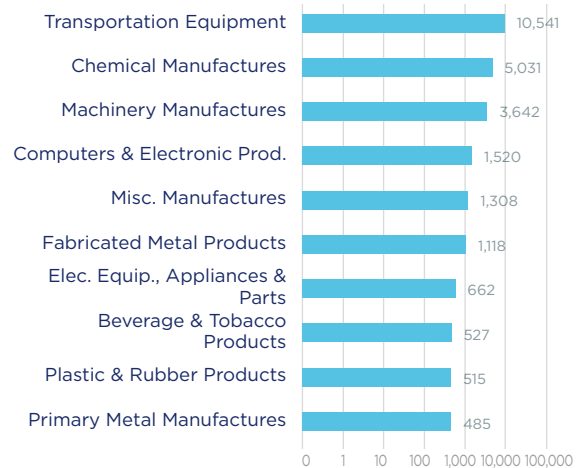
\$29.5 bn

Transportation equipment, chemicals and machinery manufactures were the top product imports from Europe.

Top European Import Markets, 2019

Country	Imports (\$ millions)
Germany	9,500
United Kingdom	5,495
France	2,684
Italy	2,091
Ireland	1,218

Top Ten Imports from Europe, 2019 (\$ millions)



Sources: Bureau of Economic Analysis; U.S. Census Bureau; U.S. Department of Commerce; SelectUSA.