

France and the United States

United States in France

494,175



France in the United States

717,664

Jobs directly supported by majority-owned affiliates. Estimates for 2020. Total U.S.-related jobs are likely to be higher, because these figures do not include jobs created by trade flows, indirect employment effects through distributors or suppliers, or via non-equity arrangements such as strategic alliances, joint ventures, or other deals.

\$91.2 bn



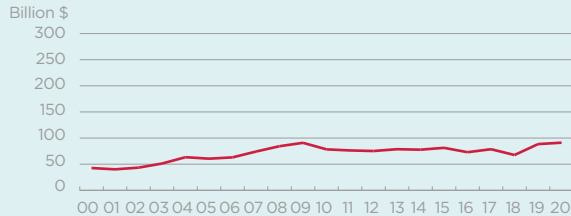
Foreign Direct Investment (FDI), 2020

The direct investment balance favors the U.S., with U.S. investment in France just one-third of the total value of French investment in the U.S. in 2020. The U.S. is a significant market for French firms, with U.S. affiliates of French firms recording an estimated \$306 billion in sales during 2020. The manufacturing sector makes up about 48% of French FDI in the U.S., followed by financial institutions and information services. In terms of jobs, U.S. and French affiliates combined employed an estimated 1.2 million workers in 2020, slightly lower than the previous year due to the COVID-19 recession.

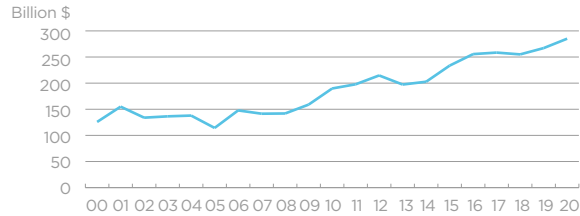
\$285.1 bn

Foreign Direct Investment (FDI), 2020

U.S. FDI Position in France



France FDI Position in the U.S.



Foreign direct investment position, historic-cost basis, 2000-2020.

\$27.3 bn

U.S. Goods Exports to France, 2020

4.8% The U.S. supplied 4.8% of France's total imports...

16.0% ...but the U.S. share increases to 16.0% when intra-EU trade is excluded from the total.



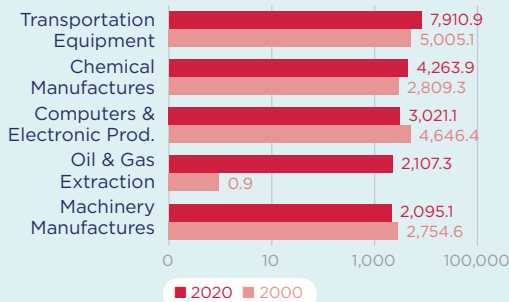
\$42.9 bn

U.S. Goods Imports from France, 2020

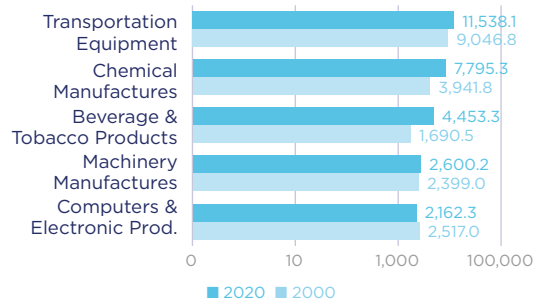
7.7% The U.S. received 7.7% of the total goods France exported to the world...

19.1% ...but the U.S. share increases to 19.1% when intra-EU trade is excluded from the total.

Top Five U.S. Goods Exports to France (\$ millions)



Top Five U.S. Goods Imports from France (\$ millions)



Top State Exporters of Goods to France (\$ millions)



Top State Importers of Goods from France (\$ millions)



\$15.5 bn



U.S. Services Exports to France, 2020

\$13.3 bn

U.S. Services Imports from France, 2020

Note: U.K. included in EU for purposes of calculating intra-EU trade.
Sources: Bureau of Economic Analysis; U.S. Commerce Department; International Monetary Fund; Office of Trade and Economic Analysis.