

France and the United States

United States in France

505,908



France in the United States

799,460

Jobs directly supported by majority-owned affiliates. Estimates for 2019. Total U.S.-related jobs are likely to be higher, because these figures do not include jobs created by trade flows, indirect employment effects through distributors or suppliers, or via non-equity arrangements such as strategic alliances, joint ventures, or other deals.

\$83.8 bn



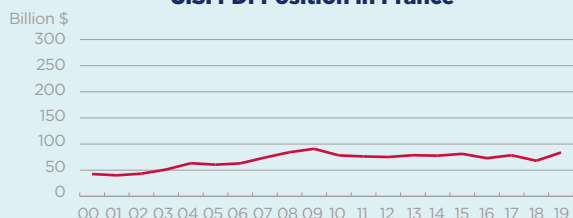
Foreign Direct Investment (FDI), 2019

The direct investment balance favors the U.S., with U.S. investment in France (\$83.8 billion) just 30% of total French investment in the U.S. in 2019 (\$282.2 billion). The U.S. is a significant market for French firms, with U.S. affiliates of French firms recording an estimated \$337 billion in sales during 2019. The manufacturing sector makes up about 43% of French FDI in the U.S. In terms of jobs, U.S. and French affiliates combined employed over 1.3 million workers, with the employment balance favoring the U.S. by about 300,000 jobs, according to 2019 estimates.

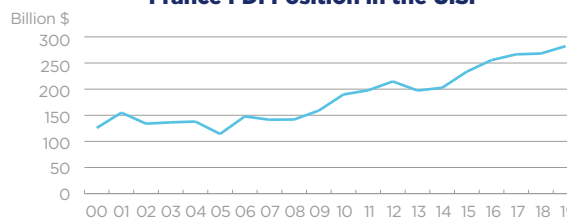
\$282.2 bn

Foreign Direct Investment (FDI), 2019

U.S. FDI Position in France



France FDI Position in the U.S.



Foreign direct investment position, historic-cost basis, 2000-2019.

\$37.7 bn

U.S. Goods Exports to France, 2019

5.6% The U.S. supplied 5.6% of France's total imports...

17.6% ...but the U.S. share increases to 17.6% when intra-EU trade is excluded from the total.



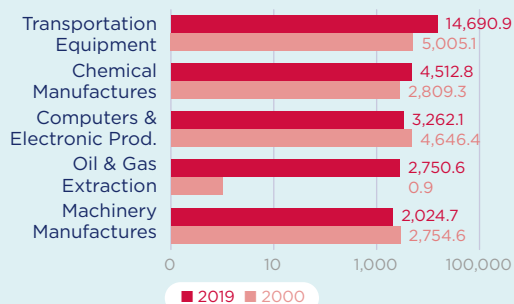
\$57.6 bn

U.S. Goods Imports from France, 2019

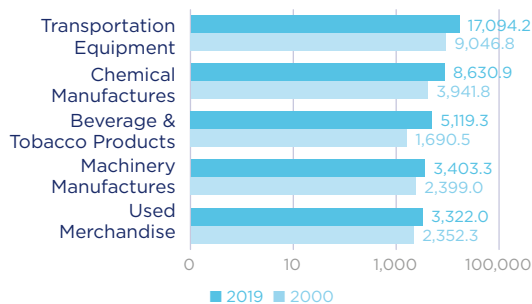
8.3% The U.S. received 8.3% of the total goods France exported to the world...

19.9% ...but the U.S. share increases to 19.9% when intra-EU trade is excluded from the total.

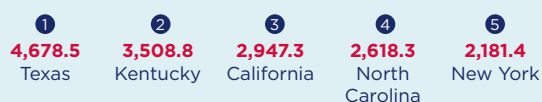
Top Five U.S. Goods Exports to France (\$ millions)



Top Five U.S. Goods Imports from France (\$ millions)



Top State Exporters of Goods to France (\$ millions)



Top State Importers of Goods from France (\$ millions)



\$22.4 bn



U.S. Services Exports to France, 2019

\$20.4 bn

U.S. Services Imports from France, 2019

Note: U.K. included in EU for purposes of calculating intra-EU trade. Sources: Bureau of Economic Analysis; U.S. Commerce Department; International Monetary Fund; Office of Trade and Economic Analysis.