


Florida and Europe

Jobs



Employment within Florida, 2018

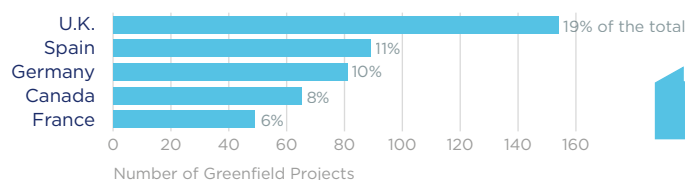
Country	Employment
United Kingdom	67,800
Canada	53,500
Germany	39,700
France	37,600
Switzerland	29,100

On a country basis, U.K. companies operating in Florida represented 19% of total foreign affiliate employment in Florida, with U.K. multinationals supporting approximately 26,200 more jobs in 2018 than in 2010.

Jobs directly supported by European investment. Total European-related jobs are likely to be higher, because these figures do not include jobs created by trade flows, indirect employment effects through distributors or suppliers, or via non-equity arrangements such as strategic alliances, joint ventures, or other deals.

Investment

Sources of Greenfield Foreign Direct Investment (FDI)



Number of projects does not directly translate to value of projects or jobs added. Greenfield FDI is investment in new assets.

Trade

Florida Goods Exports to Europe, 2019

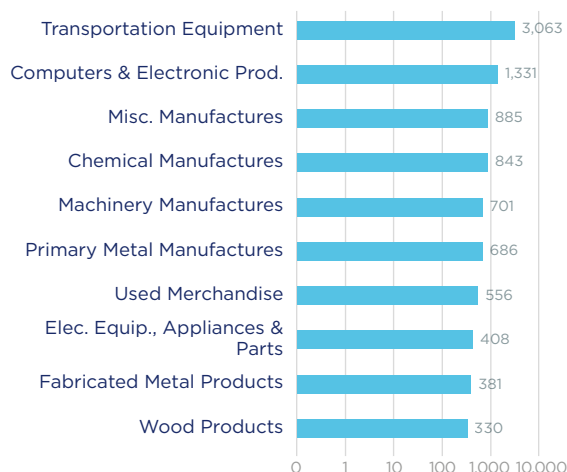
\$10.4 bn

Transportation Equipment accounts for about 29% of Florida's total exports to Europe.

Top European Export Markets, 2019

Country	Exports (\$ millions)
United Kingdom	1,894
Germany	1,830
Italy	1,280
Netherlands	1,016
France	843

Top Ten Exports to Europe, 2019 (\$ millions)



Florida Goods Imports from Europe, 2019

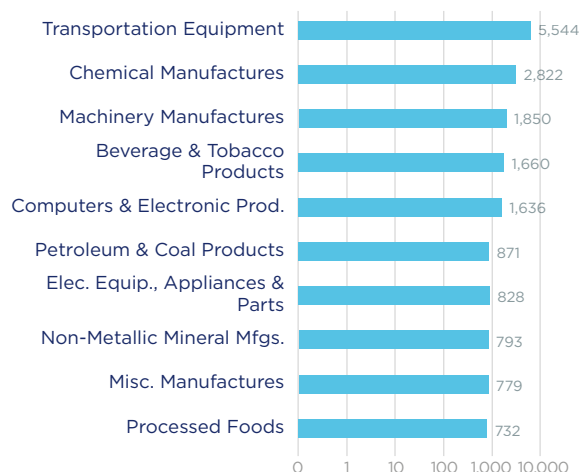
\$22.7 bn

Florida's imports from Europe are concentrated in transportation equipment, representing a 24% share of the state's total imports from Europe in 2019.

Top European Import Markets, 2019

Country	Imports (\$ millions)
Germany	4,022
France	3,896
United Kingdom	2,770
Italy	2,355
Spain	1,482

Top Ten Imports from Europe, 2019 (\$ millions)



Sources: Bureau of Economic Analysis; U.S. Census Bureau; U.S. Department of Commerce; SelectUSA.