

Finland and the United States

United States in Finland

20,784



Finland in the United States

34,800

Jobs directly supported by majority-owned affiliates. Estimates for 2020. Total U.S.-related jobs are likely to be higher, because these figures do not include jobs created by trade flows, indirect employment effects through distributors or suppliers, or via non-equity arrangements such as strategic alliances, joint ventures, or other deals.

\$5.3 bn

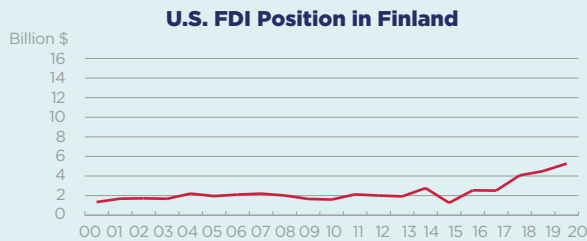


Foreign Direct Investment (FDI), 2020

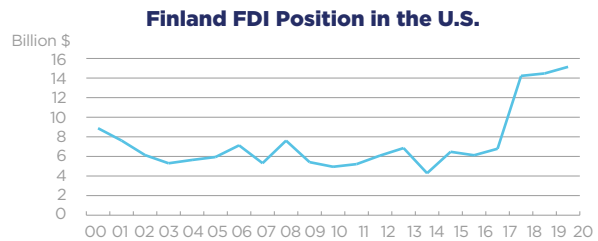
The direct investment balance favors the United States, with Finnish investment in the U.S. rising again in 2020 to over \$15 billion. Total employment by Finnish companies in the U.S. have also risen substantially over the past few years from 23,000 in 2015 to over 34,000 in 2020. Finnish direct investment in the U.S. is heavily concentrated in the wholesale trade and manufacturing industries, representing 15% and 74% of total FDI, respectively.

\$15.1 bn

Foreign Direct Investment (FDI), 2020



U.S. FDI Position in Finland



Finland FDI Position in the U.S.

Foreign direct investment position, historic-cost basis, 2000-2020.

\$1.6 bn



U.S. Goods Exports to Finland, 2020

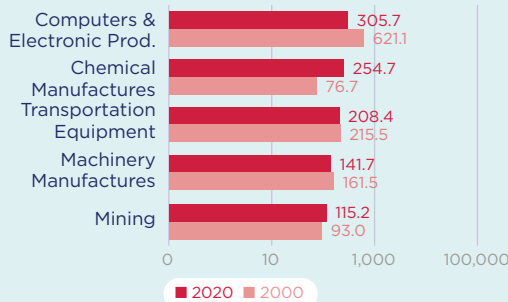
1.9% The U.S. supplied 1.9% of Finland's total imports... **7.4%** ...but the U.S. share increases to 7.4% when intra-EU trade is excluded from the total.

\$4.9 bn

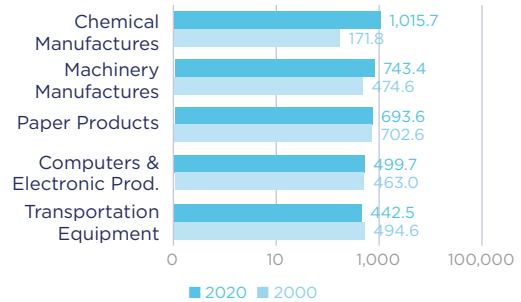
U.S. Goods Imports from Finland, 2020

8.7% The U.S. received 8.7% of the total goods Finland exported to the world... **20.7%** ...but the U.S. share increases to 20.7% when intra-EU trade is excluded from the total.

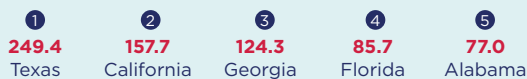
Top Five U.S. Goods Exports to Finland (\$ millions)



Top Five U.S. Goods Imports from Finland (\$ millions)



Top State Exporters of Goods to Finland (\$ millions)



Top State Importers of Goods from Finland (\$ millions)



\$1.5 bn



U.S. Services Exports to Finland, 2020

\$1.3 bn

U.S. Services Imports from Finland, 2020

Note: U.K. included in EU for purposes of calculating intra-EU trade. Sources: Bureau of Economic Analysis; U.S. Commerce Department; International Monetary Fund; Office of Trade and Economic Analysis.