

Estonia and the United States

United States in Estonia

3,453



Jobs

Estonia in the United States

< 50

Jobs directly supported by majority-owned affiliates. Estimates for 2019. Total U.S.-related jobs are likely to be higher, because these figures do not include jobs created by trade flows, indirect employment effects through distributors or suppliers, or via non-equity arrangements such as strategic alliances, joint ventures, or other deals.

\$68 m



Investment

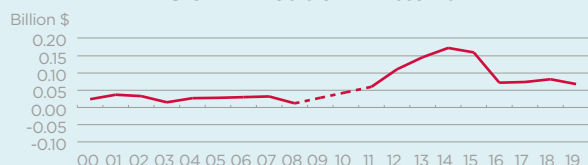
Foreign Direct Investment (FDI), 2019

-\$4 m

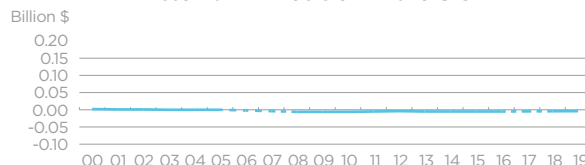
Foreign Direct Investment (FDI), 2019*

America's direct investment base in Estonia is one of the smallest of the European Union. U.S. affiliates employed roughly 3,500 people in 2019, placing Estonia 23rd among the EU27 countries in terms of employment. Business conditions are favorable for foreign companies in Estonia, with the country ranking 18th out of 190 economies listed in the World Bank's Ease of Doing Business Index. Estonia's advanced digital economy also offers some attraction for U.S. companies.

U.S. FDI Position in Estonia



Estonia FDI Position in the U.S.



Foreign direct investment position, historic-cost basis, 2000-2019.

Note: Dotted line indicates that data has been suppressed for a particular year to avoid disclosure of individual company data.

*Negative FDI positions can occur when the loans from the affiliate to the parent company exceed the equity and debt investments from the parent to the affiliate, or if a foreign affiliate incurs sufficiently large losses.

\$0.4 bn



Trade in Goods

U.S. Goods Exports to Estonia, 2019

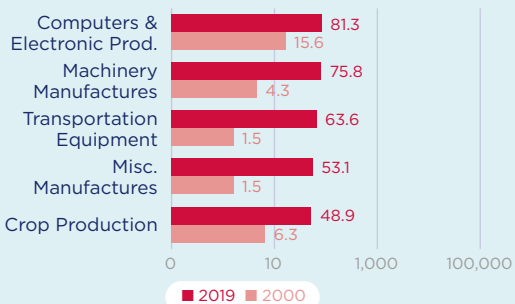
1.1% The U.S. supplied 1.1% of Estonia's total imports... **4.9%** ...but the U.S. share increases to 4.9% when intra-EU trade is excluded from the total.

\$1.0 bn

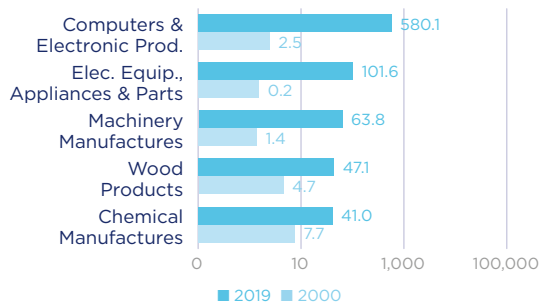
U.S. Goods Imports from Estonia, 2019

6.8% The U.S. received 6.8% of the total goods Estonia exported to the world... **22.7%** ...but the U.S. share increases to 22.7% when intra-EU trade is excluded from the total.

Top Five U.S. Goods Exports to Estonia (\$ millions)



Top Five U.S. Goods Imports from Estonia (\$ millions)



Top State Exporters of Goods to Estonia (\$ millions)



Top State Importers of Goods from Estonia (\$ millions)



\$156 m



Trade in Services

U.S. Services Exports to Estonia, 2019

\$111 m

U.S. Services Imports from Estonia, 2019

Note: U.K. included in EU for purposes of calculating intra-EU trade.

Sources: Bureau of Economic Analysis; U.S. Commerce Department; International Monetary Fund; Office of Trade and Economic Analysis.