

# Czech Republic and the United States

## United States in Czech Republic

**79,832**



## Czech Republic in the United States

**102**

Jobs directly supported by majority-owned affiliates. Estimates for 2019. Total U.S.-related jobs are likely to be higher, because these figures do not include jobs created by trade flows, indirect employment effects through distributors or suppliers, or via non-equity arrangements such as strategic alliances, joint ventures, or other deals.

**\$4.8 bn**



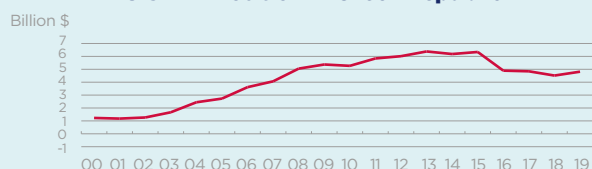
**Foreign Direct Investment (FDI), 2019**

**\$0.1 bn**

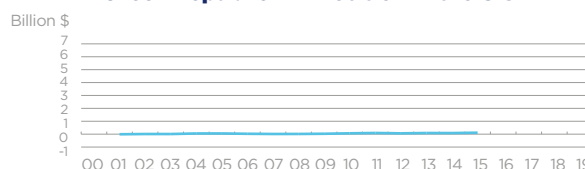
**Foreign Direct Investment (FDI), 2015\***

America's investment base in the Czech Republic has declined in recent years from a peak of \$6.4 billion in 2013 to \$4.8 billion in 2019. Czech Republic FDI in the U.S. amounted to just \$113 million, as of the latest data in 2015. Affiliate employment by U.S. multinationals in the Czech Republic is much larger than that of Czech firms in the U.S. Total sales of U.S. foreign affiliates in the Czech Republic were an estimated \$17.3 billion in 2019, while sales by Czech firms in the U.S. were just \$52 million.

**U.S. FDI Position in Czech Republic**



**Czech Republic FDI Position in the U.S.**



Foreign direct investment position, historic-cost basis, 2000-2019.  
\*Latest year of available data.

**\$2.8 bn**

**U.S. Goods Exports to Czech Republic, 2019**

**2.0%** The U.S. supplied 2.0% of Czech Republic's total imports...

**8.0%** ...but the U.S. share increases to 8.0% when intra-EU trade is excluded from the total.



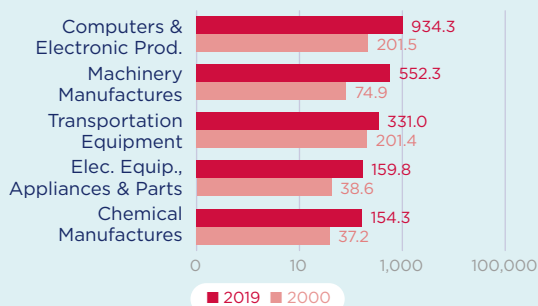
**\$5.5 bn**

**U.S. Goods Imports from Czech Republic, 2019**

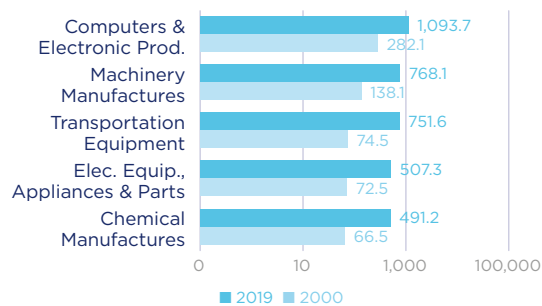
**2.3%** The U.S. received 2.3% of the total goods Czech Republic exported to the world...

**14.3%** ...but the U.S. share increases to 14.3% when intra-EU trade is excluded from the total.

**Top Five U.S. Goods Exports to Czech Republic (\$ millions)**



**Top Five U.S. Goods Imports from Czech Republic (\$ millions)**



**Top State Exporters of Goods to Czech Republic (\$ millions)**



**Top State Importers of Goods from Czech Republic (\$ millions)**



**\$1.4 bn**



**U.S. Services Exports to Czech Republic, 2019**

**\$1.6 bn**

**U.S. Services Imports from Czech Republic, 2019**

Note: U.K. included in EU for purposes of calculating intra-EU trade.  
Sources: Bureau of Economic Analysis; U.S. Commerce Department; International Monetary Fund; Office of Trade and Economic Analysis.