

Croatia and the United States

United States in Croatia

Croatia in the United States

2,561



< 50

Jobs directly supported by majority-owned affiliates. Estimates for 2018. Total U.S.-related jobs are likely to be higher, because these figures do not include jobs created by trade flows, indirect employment effects through distributors or suppliers, or via non-equity arrangements such as strategic alliances, joint ventures, or other deals.

\$192 m



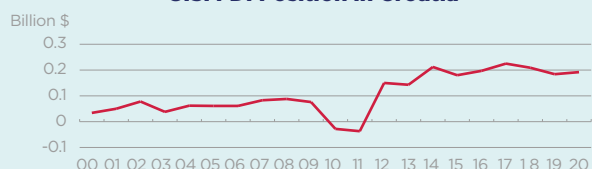
\$19 m

Foreign Direct Investment (FDI), 2020

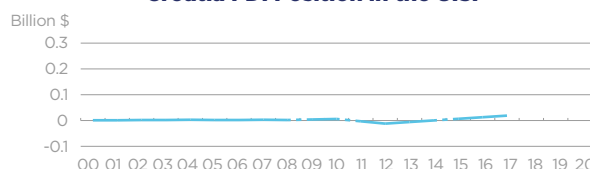
Foreign Direct Investment (FDI), 2017*

U.S. direct investment in Croatia has fluctuated in recent years around \$200 million. Meanwhile, Croatia's direct investment position in the U.S. is much lower, around \$19 million in 2017, the latest year of available data. U.S. foreign affiliates in Croatia employed over 2,500 workers in 2020, while Croatian foreign direct investment in the U.S. directly supported fewer than 50 jobs.

U.S. FDI Position in Croatia



Croatia FDI Position in the U.S.



Foreign direct investment position, historic-cost basis, 2000-2020.

Note: Dotted line indicates that data has been suppressed for a particular year to avoid disclosure of individual company data. Negative FDI positions can occur when the loans from the affiliate to the parent company exceed the equity and debt investments from the parent to the affiliate, or if a foreign affiliate incurs sufficiently large losses.

*Latest year of available data

\$316 m



\$601 m

U.S. Goods Exports to Croatia, 2020

U.S. Goods Imports from Croatia, 2020

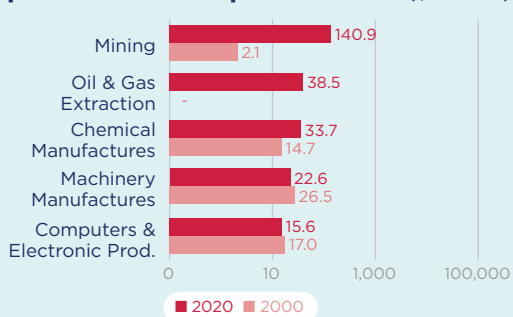
0.7% The U.S. supplied 0.7% of Croatia's total imports...

3.4% ...but the U.S. share increases to 3.4% when intra-EU trade is excluded from the total.

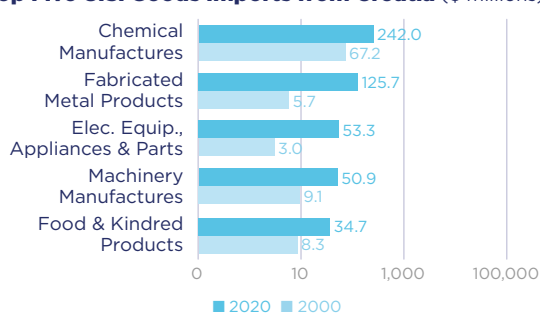
3.0% The U.S. received 3.0% of the total goods Croatia exported to the world...

9.8% ...but the U.S. share increases to 9.8% when intra-EU trade is excluded from the total.

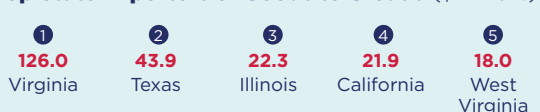
Top Five U.S. Goods Exports to Croatia (\$ millions)



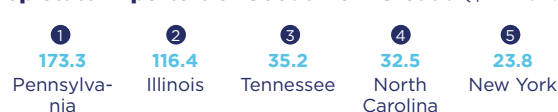
Top Five U.S. Goods Imports from Croatia (\$ millions)



Top State Exporters of Goods to Croatia (\$ millions)



Top State Importers of Goods from Croatia (\$ millions)



\$178 m



\$108 m

U.S. Services Exports to Croatia, 2020

U.S. Services Imports from Croatia, 2020

Note: U.K. included in EU for purposes of calculating intra-EU trade.

Sources: Bureau of Economic Analysis; U.S. Commerce Department; International Monetary Fund; Office of Trade and Economic Analysis; United Nations.