

Connecticut and Europe



87,900

Since 2006: +10,600 (+13.7%)



European companies account for **76%** of foreign affiliate jobs

Employment within Connecticut, 2018

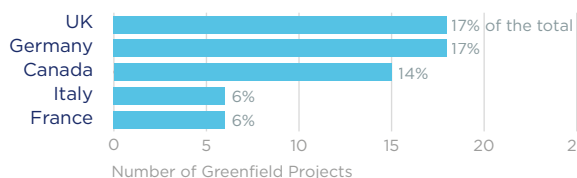
Country	Employment
United Kingdom	22,100
Netherlands	18,100
Germany	13,000
Japan	8,000
Switzerland	7,800

On a country basis, U.K. companies operating in Connecticut represented 19% of total foreign affiliate employment in Connecticut, with U.K. multinationals supporting approximately 3,600 more jobs in 2018 than in 2010.

Jobs directly supported by European investment. Total European-related jobs are likely to be higher, because these figures do not include jobs created by trade flows, indirect employment effects through distributors or suppliers, or via non-equity arrangements such as strategic alliances, joint ventures, or other deals.



Sources of Greenfield Foreign Direct Investment (FDI)



106

Greenfield Projects (October 2010 - September 2020)

Number of projects does not directly translate to value of projects or jobs added. Greenfield FDI is investment in new assets.



Connecticut Goods Exports to Europe, 2019

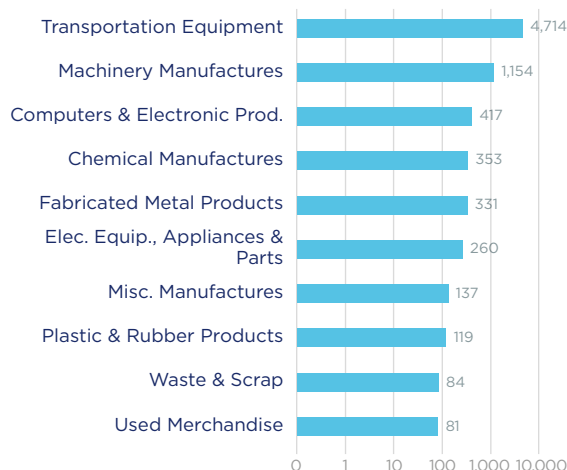
\$8.2 bn

Exports are heavily skewed towards transportation equipment, which represent 58% of the state's total exports to Europe.

Top European Export Markets, 2019

Country	Exports (\$ millions)
Germany	2,542
France	1,860
United Kingdom	1,452
Netherlands	775
Poland	228

Top Ten Exports to Europe, 2019 (\$ millions)



Connecticut Goods Imports from Europe, 2019

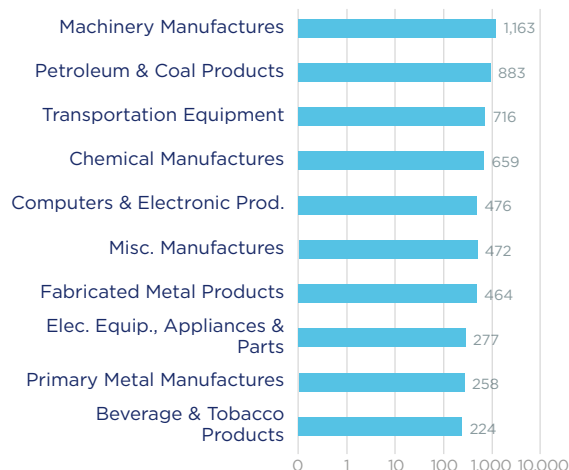
\$7.0 bn

Machinery was Connecticut's main import from Europe, representing 17% of the state's total merchandise imports from Europe.

Top European Import Markets, 2019

Country	Imports (\$ millions)
Germany	1,327
United Kingdom	1,216
France	838
Netherlands	792
Italy	490

Top Ten Imports from Europe, 2019 (\$ millions)



Sources: Bureau of Economic Analysis; U.S. Census Bureau; U.S. Department of Commerce; SelectUSA.