

California and Europe

Jobs



Employment within California, 2018

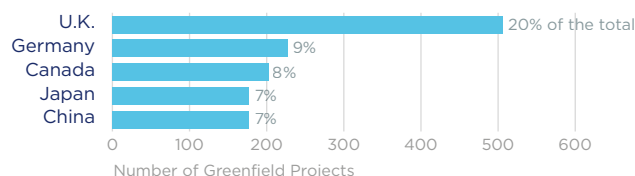
Country	Employment
United Kingdom	126,400
Japan	115,200
France	97,300
Germany	85,600
Canada	75,000

On a country basis, U.K. companies operating in California represented 15% of total foreign affiliate employment in California, with U.K. multinationals supporting approximately 41,900 more jobs in 2018 than in 2010.

Jobs directly supported by European investment. Total European-related jobs are likely to be higher, because these figures do not include jobs created by trade flows, indirect employment effects through distributors or suppliers, or via non-equity arrangements such as strategic alliances, joint ventures, or other deals.

Investment

Sources of Greenfield Foreign Direct Investment (FDI)



Number of projects does not directly translate to value of projects or jobs added. Greenfield FDI is investment in new assets.

Trade

California Goods Exports to Europe, 2019

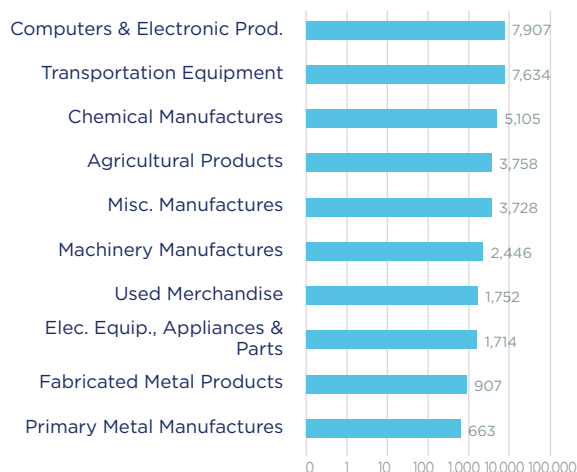
\$38.9 bn

20% of California's exports to Europe in 2019 consisted of high-tech goods (computers & electronic products).

Top European Export Markets, 2019

Country	Exports (\$ millions)
Germany	6,439
Netherlands	6,409
Belgium	6,341
United Kingdom	5,263
France	2,947

Top Ten Exports to Europe, 2019 (\$ millions)



California Goods Imports from Europe, 2019

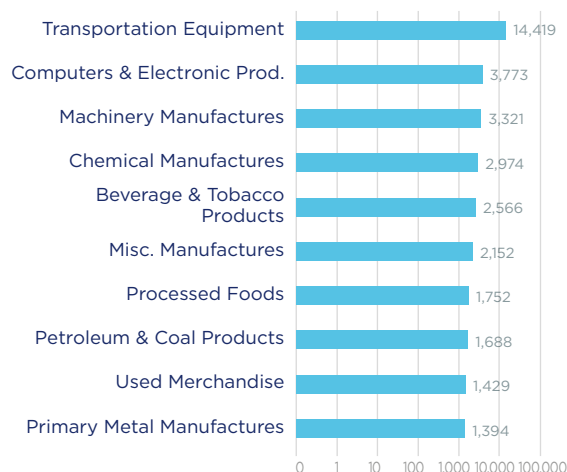
\$45.3 bn

Transportation equipment was the top product import, representing 32% of the state's total imports from Europe.

Top European Import Markets, 2019

Country	Imports (\$ millions)
Germany	11,309
United Kingdom	6,259
France	4,819
Italy	4,155
Switzerland	2,506

Top Ten Imports from Europe, 2019 (\$ millions)



Sources: Bureau of Economic Analysis; U.S. Census Bureau; U.S. Department of Commerce; SelectUSA.