



Bulgaria and the United States

United States in Bulgaria

Bulgaria in the United States

9,954



307

Jobs directly supported by majority-owned affiliates. Estimates for 2019. Total U.S.-related jobs are likely to be higher, because these figures do not include jobs created by trade flows, indirect employment effects through distributors or suppliers, or via non-equity arrangements such as strategic alliances, joint ventures, or other deals.

\$756 m



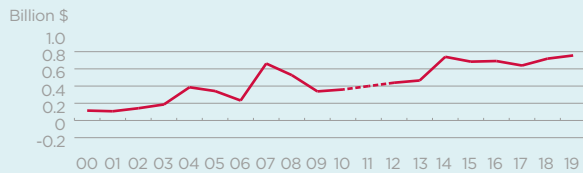
\$30 m

Foreign Direct Investment (FDI), 2019

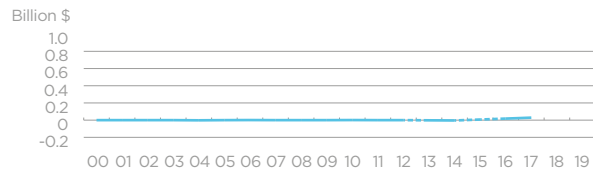
Foreign Direct Investment (FDI), 2017*

America's investment base in Bulgaria is relatively small, and foreign affiliate sales totaled just \$2.6 billion in 2019, according to estimates. U.S. affiliates in Bulgaria employed approximately 10,000 workers in 2019, placing Bulgaria 6th among the EU13 in terms of U.S. firms' employment abroad.

U.S. FDI Position in Bulgaria



Bulgaria FDI Position in the U.S.



Foreign direct investment position, historic-cost basis, 2000-2019.

Note: Dotted line indicates that data has been suppressed for a particular year to avoid disclosure of individual company data.

*Latest year of available data.

\$463 m



\$910 m

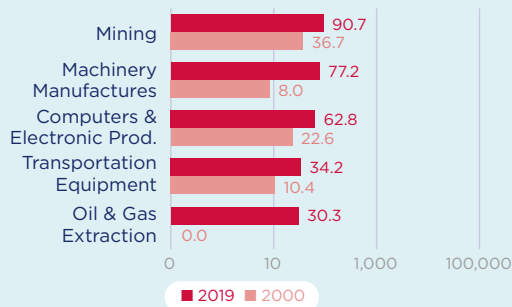
U.S. Goods Exports to Bulgaria, 2019

U.S. Goods Imports from Bulgaria, 2019

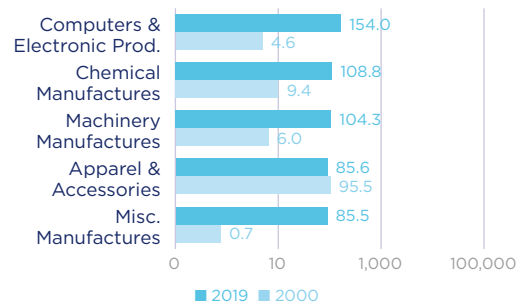
1.0% The U.S. supplied 1.0% of Bulgaria's total imports... **2.6%** ...but the U.S. share increases to 2.6% when intra-EU trade is excluded from the total.

1.9% The U.S. received 1.9% of the total goods Bulgaria exported to the world... **5.5%** ...but the U.S. share increases to 5.5% when intra-EU trade is excluded from the total.

Top Five U.S. Goods Exports to Bulgaria (\$ millions)



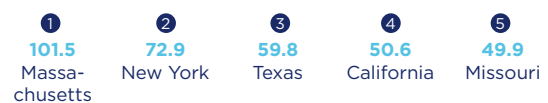
Top Five U.S. Goods Imports from Bulgaria (\$ millions)



Top State Exporters of Goods to Bulgaria (\$ millions)



Top State Importers of Goods from Bulgaria (\$ millions)



\$354 m



\$303 m

U.S. Services Exports to Bulgaria, 2019

U.S. Services Imports from Bulgaria, 2019

Note: U.K. included in EU for purposes of calculating intra-EU trade.

Sources: Bureau of Economic Analysis; U.S. Commerce Department; International Monetary Fund; Office of Trade and Economic Analysis.