

Belgium and the United States

United States in Belgium

122,534



Belgium in the United States

65,660

Jobs directly supported by majority-owned affiliates. Estimates for 2020. Total U.S.-related jobs are likely to be higher, because these figures do not include jobs created by trade flows, indirect employment effects through distributors or suppliers, or via non-equity arrangements such as strategic alliances, joint ventures, or other deals.

\$69.5 bn

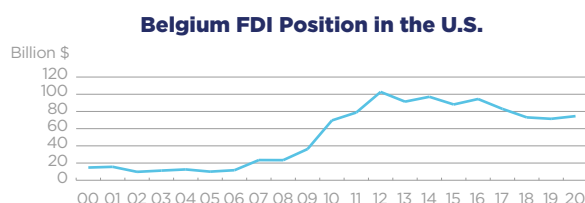
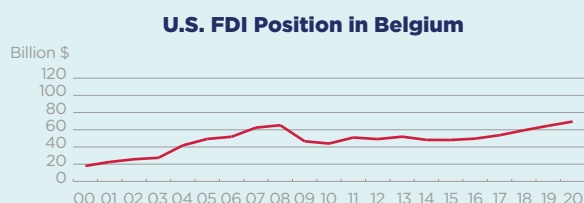
Foreign Direct Investment (FDI), 2020



\$74.6 bn

Foreign Direct Investment (FDI), 2020

U.S. direct investments in Belgium are heavily concentrated in the manufacturing sector, which makes up 62% of U.S. FDI in Belgium. Meanwhile, the manufacturing sector accounts for 81% of Belgium's FDI stock in the U.S. Foreign affiliate employment by U.S. companies in Belgium was almost double Belgian companies' employment in the U.S. Value added by U.S. affiliates in Belgium was an estimated \$25 billion in 2020, about 70% higher than value added of Belgian affiliates in the U.S.



FDI position based on a historic-cost basis, 2000-2020.

\$27.6 bn

U.S. Goods Exports to Belgium, 2020



7.0% The U.S. supplied 7.0% of Belgium's total imports...

20.1% ...but the U.S. share increases to 20.1% when intra-EU trade is excluded from the total.

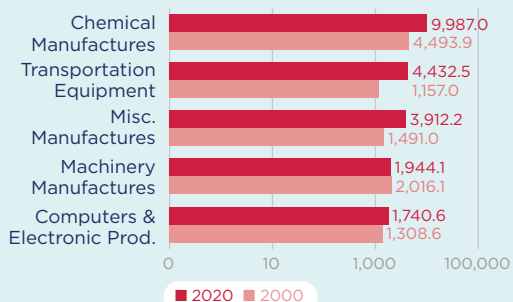
7.0% The U.S. received 7.0% of the total goods Belgium exported to the world...

\$20.8 bn

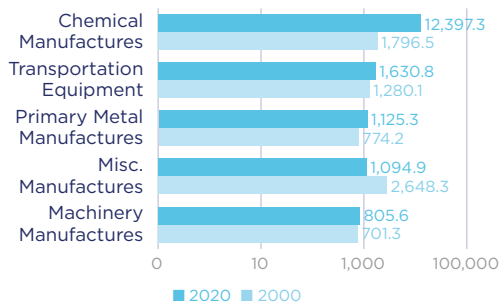
U.S. Goods Imports from Belgium, 2020

25.3% ...but the U.S. share increases to 25.3% when intra-EU trade is excluded from the total.

Top Five U.S. Goods Exports to Belgium (\$ millions)



Top Five U.S. Goods Imports from Belgium (\$ millions)



Top State Exporters of Goods to Belgium (\$ millions)



Top State Importers of Goods from Belgium (\$ millions)



\$5.8 bn

U.S. Services Exports to Belgium, 2020



\$4.1 bn

U.S. Services Imports from Belgium, 2020

Note: U.K. included in EU for purposes of calculating intra-EU trade. Sources: Bureau of Economic Analysis; U.S. Commerce Department; International Monetary Fund; Office of Trade and Economic Analysis.